



2024-06-24 Regular Meeting of the Truckee Surgery Center Board of Managers

Monday, June 24, 2024 at 12:00 p.m.

Tahoe Forest Hospital - Eskridge Conference Room

10121 Pine Avenue, Truckee, CA 96161



2024-06-24 Regular Meeting of the Truckee Surgery Center Board of Managers

AGENDA

2024-06-24 Regular Meeting of Truckee Surgery Center Board_Agenda.pdf 3

ITEMS 1-4: See Agenda

5. APPROVAL OF MINUTES

5.1. 2024-03-25 Regular Meeting of Truckee Surgery Center Board_DRAFT Minutes.pdf 5

5.2. 2024-06-12 Special Meeting of Truckee Surgery Center Board_DRAFT Minutes.pdf 10

6. ITEMS FOR BOARD ACTION

6.1. TSC LLC Budget FY25 (For Board Meeting).pdf 12

7. ITEMS FOR BOARD DISCUSSION

7.1. Financial Reports

7.1.1. Q3 FY24 Budget Comparison.pdf 45

7.1.2. Q3 FY24 Balance Sheet.pdf 48

7.1.3. Truckee Surgery Center_ EOM_May_2024.pdf 50

7.2. Administrator Update.pdf 65

ITEMS 8-11: See Agenda



TRUCKEE SURGERY CENTER REGULAR MEETING OF THE BOARD OF MANAGERS

AGENDA

Monday, June 24, 2024 at 12:00 p.m.
Eskridge Conference Room – Tahoe Forest Hospital
10121 Pine Avenue, Truckee, CA 96161

1. CALL TO ORDER

2. ROLL CALL

3. CLEAR THE AGENDA/ITEMS NOT ON THE POSTED AGENDA

4. INPUT – AUDIENCE

This is an opportunity for members of the public to address the Board on items which are not on the agenda. Please state your name for the record. Comments are limited to three minutes. Written comments should be submitted to the Board Clerk 24 hours prior to the meeting to allow for distribution. Under Government Code Section 54954.2 – Brown Act, the Board cannot take action on any item not on the agenda. The Board may choose to acknowledge the comment or, where appropriate, briefly answer a question, refer the matter to staff, or set the item for discussion at a future meeting.

5. APPROVAL OF MINUTES ♦

5.1. 03/25/2024 Regular Meeting ATTACHMENT

5.2. 06/12/2024 Special Meeting ATTACHMENT

6. ITEMS FOR BOARD ACTION ♦

6.1. **Fiscal Year 2025 Budget** ♦ ATTACHMENT

Truckee Surgery Center Board of Managers will review and consider approval of the FY25 Budget.

7. ITEMS FOR BOARD DISCUSSION

7.1. Financial Reports

Truckee Surgery Center Board of Managers will review the following financial reports:

7.1.1. Q3 FY24 Financial Statement..... ATTACHMENT

7.1.2. Q3 FY24 Balance Sheet ATTACHMENT

7.1.3. Monthly Dashboard ATTACHMENT

7.2. Administrator Update ATTACHMENT

Truckee Surgery Center Board of Managers will receive an update from the Administrator on operations, staffing, facility and equipment needs.

8. CLOSED SESSION

8.1. Approval of Closed Session Minutes ♦

8.1.1. 03/25/2024 Regular Meeting

8.1.2. 06/12/2024 Special Meeting

Regular Meeting of the Truckee Surgery Center Board of Managers
June 24, 2024 AGENDA – Continued

8.2. Hearing (Health & Safety Code § 32155) ◆

Subject Matter: First Quarter 2024 Infection Control Data Summary

Number of items: One (1)

8.3. Hearing (Health & Safety Code § 32155) ◆

Subject Matter: First Quarter 2024 Quality Assurance Performance Improvement Data

Number of items: Nine (9)

8.4. Hearing (Health & Safety Code § 32155) ◆

Subject Matter: First Quarter 2024 Ambulatory Surgery Center Association (ASCA) Clinical Benchmarking Survey

Number of items: One (1)

9. REPORT OF ACTIONS TAKEN IN CLOSED SESSION

10. ITEMS FOR NEXT MEETING

11. ADJOURN

*Denotes material (or a portion thereof) may be distributed later.

A copy of the board meeting agenda is posted on Tahoe Forest Hospital District's web site (www.tfhd.com) at least 72 hours prior to the meeting or 24 hours prior to a Special Board Meeting. Materials related to an item on this Agenda submitted to the Board of Managers, or a majority of the Board, after distribution of the agenda are available for public inspection in the District's Administration Office, 10977 Spring Lane, Truckee, CA 96161, during normal business hours.

Note: It is the policy of Tahoe Forest Hospital District to not discriminate in admissions, provisions of services, hiring, training and employment practices on the basis of color, national origin, sex, religion, age or disability including AIDS and related conditions.

Equal Opportunity Employer. The meeting location is accessible to people with disabilities. Every reasonable effort will be made to accommodate participation of the disabled in all of the District's public meetings. If particular accommodations for the disabled are needed (i.e., disability-related aids or other services), please contact the Executive Assistant at 582-3481 at least 24 hours in advance of the meeting.



TRUCKEE SURGERY CENTER REGULAR MEETING OF THE BOARD OF MANAGERS

DRAFT MINUTES

Monday, March 25, 2024 at 12:00 p.m.
Human Resources Conference Room – Tahoe Forest Hospital
10024 Pine Avenue, Truckee, CA 96161

1. CALL TO ORDER

Meeting was called to order at 12:03 p.m.

2. ROLL CALL

Board of Managers: Harry Weis, Louis Ward, Dr. Jeffrey Dodd

Staff in attendance: Courtney Leslie, Truckee Surgery Center Administrator; Heidi Fedorchak, Truckee Surgery Center Nursing Supervisor; Martina Rochefort, Clerk of the Board

Via zoom: Crystal Felix (cannot vote)

3. CLEAR THE AGENDA/ITEMS NOT ON THE POSTED AGENDA

No changes were made to the agenda.

4. INPUT – AUDIENCE

No public comment was received.

5. APPROVAL OF MINUTES

5.1. 12/18/2023 Regular Meeting

ACTION: Motion made by Dr. Jeffrey Dodd, to approve Truckee Surgery Center Board of Manager meeting minutes of December 18, 2023 as presented, seconded by Louis Ward.

AYES: Dodd, Ward, Weis

Abstention: None

NAYS: None

Absent: Felix

6. ITEMS FOR BOARD ACTION

6.1. Updated Policies

Truckee Surgery Center (TSC) Board of Managers reviewed and considered for approval the following updated policies:

6.1.1. Quality Assessment and Performance Improvement (QAPI) Plan (QA-2002)

6.1.2. Time Off (HR-2009)

Reproductive loss leave was required to be added.

6.1.3. California Paid Sick Leave (HR-2008)

There was an update to the annual accrual and maximum carryover amount. It is required by state law.

6.1.4. Clinical Laboratory Point of Care Testing Program (LAB-1909)

TFHD oversight was removed.

ACTION: Motion made by Dr. Jeffrey Dodd, to approve the updated policies, items 6.1.1. through 6.1.4. as presented, seconded by Louis Ward.

AYES: Dodd, Ward, Weis

Abstention: None

NAYS: None

Absent: Felix

6.2. Annual Employee Handbook Review

The Employee Handbook was updated to include reproductive loss, updated sick time and pregnancy leave. The mission and goals were updated as well.

ACTION: Motion made by Dr. Jeffrey Dodd, to approve the Employee Handbook as presented, seconded by Louis Ward.

AYES: Dodd, Ward, Weis

Abstention: None

NAYS: None

Absent: Felix

6.3. Patient Instructions

TSC Board of Managers reviewed and considered the following patient instructions for approval:

6.3.1. Low Oxygen Saturation and Incentive Spirometer Use

Anesthesia has reviewed.

6.3.2. Lower Extremity Discharge Instructions

All instructions have been updated to be more detailed.

ACTION: Motion made by Dr. Jeffrey Dodd, to approve the Patient Instructions, items 6.3.1. and 6.3.2., as presented, seconded by Louis Ward.

AYES: Dodd, Ward, Weis

Abstention: None

NAYS: None

Absent: Felix

7. ITEMS FOR BOARD DISCUSSION

7.1. Financial Reports

Truckee Surgery Center Board of Managers reviewed the following financial reports:

7.1.1. Q2 FY24 Financial Statement

TSC Administrator reviewed the financial statement.

7.1.2. Q2 FY24 Balance Sheet

TSC Administrator reviewed the balance sheet.

7.1.3. Surgical Notes Dashboard

TSC Administrator reviewed the dashboard.

TSC will move forward with a company called Nimble.

Louis Ward said it would be interesting to see charge per case.

7.2. Coding Review Report

TSC Board of Managers reviewed the Fourth Quarter 2023 Coding Review Report.

TSC moved to Coding Aid. There were some areas where Surgical Notes disagreed with the coding and they were correct. TSC Administrator is sending codes to Bernice on a monthly basis and that has been helpful.

7.3. Administrator Update

TSC Administrator provided an update on operations, staffing, facility and equipment needs.

Volumes have been mainly due to urology.

Iovera will not be done at TSC.

Dr. Watson performed his first plastics case.

CMS is rolling out a requirement for surgery centers to conduct patient satisfaction surveys. TSC will be eligible to apply for a waiver due to low volumes.

TSC continues to have HVAC and med gas issues.

7.4. Anesthesia Staffing

Discussion was held on anesthesia staffing. CNO suggested having one dedicated provider to TSC. Dr. Dodd would like to discuss the proposal with the entire anesthesia group so they are in agreement.

7.5. Facility Maintenance Records

TSC Administrator provided an update on facility maintenance records.

COO stated there may need to be some sort of agreement to address facility records.

COO would like to meet with Director of Facilities Management and TSC Administrator to talk through process.

Open Session recessed at 12:43 p.m.

Closed Session convened at 12:43 p.m.

8. CLOSED SESSION

8.1. Approval of Closed Session Minutes

12/18/2023 – Regular Meeting

Discussion was held on a privileged item.

8.2. Hearing (Health & Safety Code § 32155)

Subject Matter: Fourth Quarter 2023 Infection Control Data Summary

Number of items: One (1)

Discussion was held on a privileged item.

8.3. Hearing (Health & Safety Code § 32155)

Subject Matter: Fourth Quarter 2023 Quality Assurance Performance Improvement Data

Number of items: Eight (8)

Discussion was held on a privileged item.

8.4. Hearing (Health & Safety Code § 32155)

Subject Matter: 2023 Annual Quality Report

Number of items: One (1)

Discussion was held on a privileged item.

8.5. Hearing (Health & Safety Code § 32155)

Subject Matter: 2023 Quality Improvement Project Study & Annual Evaluation

Number of items: Two (2)

Discussion was held on a privileged item.

8.6. Hearing (Health & Safety Code § 32155)

Subject Matter: Fourth Quarter 2023 Ambulatory Surgery Center Association (ASCA) Clinical Benchmarking Survey

Number of items: One (1)

Discussion was held on a privileged item.

8.7. Hearing (Health & Safety Code § 32155)

Subject Matter: 2023 Culture of Safety Survey

Number of items: One (1)

Discussion was held on a privileged item.

8.8. Hearing (Health & Safety Code § 32155)

Subject Matter: 2024 Utility Risk Assessment

Number of items: One (1)

Discussion was held on a privileged item.

8.9. Hearing (Health & Safety Code § 32155)

Subject Matter: 2023-2024 Hazard and Vulnerability Assessments

Number of items: Two (2)

Discussion was held on a privileged item.

8.10. Hearing (Health & Safety Code § 32155)

Subject Matter: Case Review

Discussion was held on a privileged item.

Open Session reconvened at 12:55 p.m.

9. REPORT OF ACTIONS TAKEN IN CLOSED SESSION

Item 8.1. was approved on a 3-0 vote. There was no reportable action taken on items 8.2. through 8.10.

10. ITEMS FOR NEXT MEETING

- Follow up on facility management
- Update on linens

11. ADJOURN

Meeting adjourned at 12:56 p.m.

DRAFT



TRUCKEE SURGERY CENTER SPECIAL MEETING OF THE BOARD OF MANAGERS

DRAFT MINUTES

Wednesday, June 12, 2024 at 12:00 p.m.
Eskridge Conference Room – Tahoe Forest Hospital
10121 Pine Avenue, Truckee, CA 96161

1. CALL TO ORDER

Meeting was called to order at 12:04 p.m.

2. ROLL CALL

Board of Managers: Louis Ward, Crystal Felix, Dr. Jeffrey Dodd
Staff in attendance: Martina Rochefort, Clerk of the Board

3. CLEAR THE AGENDA/ITEMS NOT ON THE POSTED AGENDA

No changes were made to the agenda.

4. INPUT – AUDIENCE

No public comment was received.

5. ITEMS FOR BOARD ACTION

5.1. Updated Policies

5.1.1. Employee Health Program, IC-1939

Purpose statement was updated to a risk statement. Policies were updated to align with hospital policies.

ACTION: Motion made by Crystal Felix, to approve Employee Health Program, IC-1939 as presented, seconded by Dr. Jeffrey Dodd.

AYES: Dodd, Felix, Ward

Abstention: None

NAYS: None

Absent: Weis

5.1.2. TB Exposure Control Plan, IC-1936

Purpose statement was updated to a risk statement. Policies were updated to align with hospital policies.

ACTION: Motion made by Crystal Felix, to approve TB Exposure Control Plan, IC-1936 as presented, seconded by Dr. Jeffrey Dodd.

AYES: Dodd, Felix, Ward

Abstention: None

NAYS: None

Absent: Weis

Open Session recessed at 12:06 p.m.

6. CLOSED SESSION

6.1. Hearing (Health & Safety Code § 32155)

Subject Matter: Medical Staff Credentials Report

Discussion was held on a privileged item.

Open Session recessed at 12:06 p.m.

9. REPORT OF ACTIONS TAKEN IN CLOSED SESSION

Board of Managers approved Medical Staff Credentials on a 3-0 vote.

10. ITEMS FOR NEXT MEETING

Regular meeting will take place on June 24, 2024.

11. ADJOURN

Meeting adjourned at 12:09 p.m.

DRAFT



2024-06-24 Regular Meeting of the Truckee Surgery Center Board of Managers

Monday, June 24, 2024 at 12:00 p.m.

Tahoe Forest Hospital - Eskridge Conference Room

10121 Pine Avenue, Truckee, CA 96161



2024-06-24 Regular Meeting of the Truckee Surgery Center Board of Managers

AGENDA

ITEMS 1-4: See Agenda

5. APPROVAL OF MINUTES

5.1. 2024-03-25 Regular Meeting of Truckee Surgery Center Board_DRAFT Minutes.pdf	3
5.2. 2024-06-12 Special Meeting of Truckee Surgery Center Board_DRAFT Minutes.pdf	8

6. ITEMS FOR BOARD ACTION

6.1. TSC LLC Budget FY25 (For Board Meeting).pdf	10
--	----

7. ITEMS FOR BOARD DISCUSSION

7.1. Financial Reports

7.1.1. Q3 FY24 Budget Comparison.pdf	13
7.1.2. Q3 FY24 Balance Sheet.pdf	16
7.1.3. Truckee Surgery Center_ EOM_May_2024.pdf	18

7.2. Administrator Update.pdf	33
-------------------------------	----

ITEMS 8-11: See Agenda



TRUCKEE SURGERY CENTER REGULAR MEETING OF THE BOARD OF MANAGERS

DRAFT MINUTES

Monday, March 25, 2024 at 12:00 p.m.
Human Resources Conference Room – Tahoe Forest Hospital
10024 Pine Avenue, Truckee, CA 96161

1. CALL TO ORDER

Meeting was called to order at 12:03 p.m.

2. ROLL CALL

Board of Managers: Harry Weis, Louis Ward, Dr. Jeffrey Dodd

Staff in attendance: Courtney Leslie, Truckee Surgery Center Administrator; Heidi Fedorchak, Truckee Surgery Center Nursing Supervisor; Martina Rochefort, Clerk of the Board

Via zoom: Crystal Felix (cannot vote)

3. CLEAR THE AGENDA/ITEMS NOT ON THE POSTED AGENDA

No changes were made to the agenda.

4. INPUT – AUDIENCE

No public comment was received.

5. APPROVAL OF MINUTES

5.1. 12/18/2023 Regular Meeting

ACTION: Motion made by Dr. Jeffrey Dodd, to approve Truckee Surgery Center Board of Manager meeting minutes of December 18, 2023 as presented, seconded by Louis Ward.

AYES: Dodd, Ward, Weis

Abstention: None

NAYS: None

Absent: Felix

6. ITEMS FOR BOARD ACTION

6.1. Updated Policies

Truckee Surgery Center (TSC) Board of Managers reviewed and considered for approval the following updated policies:

6.1.1. Quality Assessment and Performance Improvement (QAPI) Plan (QA-2002)

6.1.2. Time Off (HR-2009)

Reproductive loss leave was required to be added.

6.1.3. California Paid Sick Leave (HR-2008)

There was an update to the annual accrual and maximum carryover amount. It is required by state law.

6.1.4. Clinical Laboratory Point of Care Testing Program (LAB-1909)

TFHD oversight was removed.

ACTION: Motion made by Dr. Jeffrey Dodd, to approve the updated policies, items 6.1.1. through 6.1.4. as presented, seconded by Louis Ward.

AYES: Dodd, Ward, Weis

Abstention: None

NAYS: None

Absent: Felix

6.2. Annual Employee Handbook Review

The Employee Handbook was updated to include reproductive loss, updated sick time and pregnancy leave. The mission and goals were updated as well.

ACTION: Motion made by Dr. Jeffrey Dodd, to approve the Employee Handbook as presented, seconded by Louis Ward.

AYES: Dodd, Ward, Weis

Abstention: None

NAYS: None

Absent: Felix

6.3. Patient Instructions

TSC Board of Managers reviewed and considered the following patient instructions for approval:

6.3.1. Low Oxygen Saturation and Incentive Spirometer Use

Anesthesia has reviewed.

6.3.2. Lower Extremity Discharge Instructions

All instructions have been updated to be more detailed.

ACTION: Motion made by Dr. Jeffrey Dodd, to approve the Patient Instructions, items 6.3.1. and 6.3.2., as presented, seconded by Louis Ward.

AYES: Dodd, Ward, Weis

Abstention: None

NAYS: None

Absent: Felix

7. ITEMS FOR BOARD DISCUSSION

7.1. Financial Reports

Truckee Surgery Center Board of Managers reviewed the following financial reports:

7.1.1. Q2 FY24 Financial Statement

TSC Administrator reviewed the financial statement.

7.1.2. Q2 FY24 Balance Sheet

TSC Administrator reviewed the balance sheet.

7.1.3. Surgical Notes Dashboard

TSC Administrator reviewed the dashboard.

TSC will move forward with a company called Nimble.

Louis Ward said it would be interesting to see charge per case.

7.2. Coding Review Report

TSC Board of Managers reviewed the Fourth Quarter 2023 Coding Review Report.

TSC moved to Coding Aid. There were some areas where Surgical Notes disagreed with the coding and they were correct. TSC Administrator is sending codes to Bernice on a monthly basis and that has been helpful.

7.3. Administrator Update

TSC Administrator provided an update on operations, staffing, facility and equipment needs.

Volumes have been mainly due to urology.

lovera will not be done at TSC.

Dr. Watson performed his first plastics case.

CMS is rolling out a requirement for surgery centers to conduct patient satisfaction surveys. TSC will be eligible to apply for a waiver due to low volumes.

TSC continues to have HVAC and med gas issues.

7.4. Anesthesia Staffing

Discussion was held on anesthesia staffing. CNO suggested having one dedicated provider to TSC. Dr. Dodd would like to discuss the proposal with the entire anesthesia group so they are in agreement.

7.5. Facility Maintenance Records

TSC Administrator provided an update on facility maintenance records.

COO stated there may need to be some sort of agreement to address facility records.

COO would like to meet with Director of Facilities Management and TSC Administrator to talk through process.

Open Session recessed at 12:43 p.m.

Closed Session convened at 12:43 p.m.

8. CLOSED SESSION

8.1. Approval of Closed Session Minutes

12/18/2023 – Regular Meeting

Discussion was held on a privileged item.

8.2. Hearing (Health & Safety Code § 32155)

Subject Matter: Fourth Quarter 2023 Infection Control Data Summary

Number of items: One (1)

Discussion was held on a privileged item.

8.3. Hearing (Health & Safety Code § 32155)

Subject Matter: Fourth Quarter 2023 Quality Assurance Performance Improvement Data

Number of items: Eight (8)

Discussion was held on a privileged item.

8.4. Hearing (Health & Safety Code § 32155)

Subject Matter: 2023 Annual Quality Report

Number of items: One (1)

Discussion was held on a privileged item.

8.5. Hearing (Health & Safety Code § 32155)

Subject Matter: 2023 Quality Improvement Project Study & Annual Evaluation

Number of items: Two (2)

Discussion was held on a privileged item.

8.6. Hearing (Health & Safety Code § 32155)

Subject Matter: Fourth Quarter 2023 Ambulatory Surgery Center Association (ASCA) Clinical Benchmarking Survey

Number of items: One (1)

Discussion was held on a privileged item.

8.7. Hearing (Health & Safety Code § 32155)

Subject Matter: 2023 Culture of Safety Survey

Number of items: One (1)

Discussion was held on a privileged item.

8.8. Hearing (Health & Safety Code § 32155)

Subject Matter: 2024 Utility Risk Assessment

Number of items: One (1)

Discussion was held on a privileged item.

8.9. Hearing (Health & Safety Code § 32155)

Subject Matter: 2023-2024 Hazard and Vulnerability Assessments

Number of items: Two (2)

Discussion was held on a privileged item.

8.10. Hearing (Health & Safety Code § 32155)

Subject Matter: Case Review

Discussion was held on a privileged item.

Open Session reconvened at 12:55 p.m.

9. REPORT OF ACTIONS TAKEN IN CLOSED SESSION

Item 8.1. was approved on a 3-0 vote. There was no reportable action taken on items 8.2. through 8.10.

10. ITEMS FOR NEXT MEETING

- Follow up on facility management
- Update on linens

11. ADJOURN

Meeting adjourned at 12:56 p.m.

DRAFT



TRUCKEE SURGERY CENTER SPECIAL MEETING OF THE BOARD OF MANAGERS

DRAFT MINUTES

Wednesday, June 12, 2024 at 12:00 p.m.
Eskridge Conference Room – Tahoe Forest Hospital
10121 Pine Avenue, Truckee, CA 96161

1. CALL TO ORDER

Meeting was called to order at 12:04 p.m.

2. ROLL CALL

Board of Managers: Louis Ward, Crystal Felix, Dr. Jeffrey Dodd
Staff in attendance: Martina Rochefort, Clerk of the Board

3. CLEAR THE AGENDA/ITEMS NOT ON THE POSTED AGENDA

No changes were made to the agenda.

4. INPUT – AUDIENCE

No public comment was received.

5. ITEMS FOR BOARD ACTION

5.1. Updated Policies

5.1.1. Employee Health Program, IC-1939

Purpose statement was updated to a risk statement. Policies were updated to align with hospital policies.

ACTION: Motion made by Crystal Felix, to approve Employee Health Program, IC-1939 as presented, seconded by Dr. Jeffrey Dodd.

AYES: Dodd, Felix, Ward

Abstention: None

NAYS: None

Absent: Weis

5.1.2. TB Exposure Control Plan, IC-1936

Purpose statement was updated to a risk statement. Policies were updated to align with hospital policies.

ACTION: Motion made by Crystal Felix, to approve TB Exposure Control Plan, IC-1936 as presented, seconded by Dr. Jeffrey Dodd.

AYES: Dodd, Felix, Ward

Abstention: None

NAYS: None

Absent: Weis

Open Session recessed at 12:06 p.m.

6. CLOSED SESSION

6.1. Hearing (Health & Safety Code § 32155)

Subject Matter: Medical Staff Credentials Report

Discussion was held on a privileged item.

Open Session recessed at 12:06 p.m.

9. REPORT OF ACTIONS TAKEN IN CLOSED SESSION

Board of Managers approved Medical Staff Credentials on a 3-0 vote.

10. ITEMS FOR NEXT MEETING

Regular meeting will take place on June 24, 2024.

11. ADJOURN

Meeting adjourned at 12:09 p.m.

DRAFT

Truckee Surgery Center

Budget FY25

Ordinary Income/Expense

		Budget FY25
Income		
Patient Revenue		
Private Pay		60,000.00
Commercial & Government Payors		1,995,840.00
Medical Record Copy Fee		0.00
Patient Revenue - Other		-
Total Patient Revenue		<u>2,055,840.00</u>
Refunds		
Insurance Refund		(5,000.00)
Patient Refund		(19,268.00)
Total Refunds		<u>(24,268.00)</u>
Total Income		<u>2,031,572.00</u>
Gross Profit		<u>2,031,572.00</u>
Expense		
Sales Tax		
Service Fee		26,752.50
Reconciliation Discrepancies		
Purchased Services		48,000.00
Bank Service Charges		
Bad Debt		51,396.00
Billing Fee		
Aged AR		600.00
Billing Fee - Other		66,815.00
Total Billing Fee		<u>67,415.00</u>
Collection Agency Reimbursement		
HELP Refund		2,600.00
Collection Agency Reimbursement - Other		240.00
Total Collection Agency Reimbursement		<u>2,840.00</u>
General Office		
Document Destruction		1,400.00
Dues and Subscriptions		10,000.00
Office Supplies		7,000.00
Postage and Delivery		1,020.00
Printing and Reproduction		2,400.00
General Office - Other		1,400.00
Total General Office		<u>23,220.00</u>
Liability Gen'l, Prof Insurance		
		5,446.00
Licenses and Permits		
		2,400.00
Linen		
		46,256.00
Medical Supplies Total		
Implants-Tissue Products		
Gas Medical		24,875.40
Implants-Tissue Products		260,064.20
Instrument Expense		5,000.00
Medical Supplies		192,220.60
Pharmacy		56,535.60
Patient Nutrition		2,261.60
Medical Supplies Total - Other		800.00
Total Medical Supplies Total		<u>541,757.40</u>
Other Expenses		
Bank Charges		950.00
Cleaning Supplies		240.00
Educational		10,000.00

	Equipment Rental/Lease	6,000.00
	Interest Expense	3.00
	Meals & Entertainment	1,100.00
	Merchant Fees	10,382.25
	Travel	3,400.00
	Total Other Expenses	32,075.25
	Payroll Expenses	
	Voluntary Benefits	2,000.00
	Basic Employee Life AD&D	354.00
	Health Insurance Total	
	Health	141,893.00
	Dental	10,433.00
	Vision	1,667.00
	Health Insurance Total - Other	-
	Total Health Insurance Total	153,993.00
	Employee Benefit	2,000.00
	Payroll Taxes	95,288.00
	Retirement Contribution	20,175.27
	Service Fee	0.00
	Wages	1,155,002.12
	Work Comp	7,697.00
	Payroll Expenses - Other	2,000.00
	Total Payroll Expenses	1,438,509.39
	Professional Fees	
	Consulting	2,000.00
	Pension Fees	2,620.00
	Transcription Services	5,140.00
	Total Professional Fees	9,760.00
	Rent & CAM	184,420.68
	Repairs	
	Building/Equipment Repairs	16,000.00
	Instrument Refurbishing	1,800.00
	Instrument Repairs	6,000.00
	Maintenance-Preventative	48,000.00
	Total Repairs	71,800.00
	Taxes	
	Property	32,000.00
	State	6,800.00
	Taxes - Other	0.00
	Total Taxes	38,800.00
	Utilities	
	Alarm Monitor	1,200.00
	Cable	780.00
	Gas and Electric	53,836.00
	Medical Waste	26.00
	Telephone	-
	Total Utilities	55,842.00
	Depreciation Expense	144,720.51
	Total Expense	2,791,410.73
Net Ordinary Income		(759,838.73)
Other Income/Expense		
Other Income		
Other Income		-

	Interest Income	1,200.00
	Total Other Income	<u>1,200.00</u>
	Other Expense	
	Amortization Expense	260,956.00
	Total Other Expense	<u>260,956.00</u>
	Net Other Income	<u>(259,756.00)</u>
Net Income		<u><u>(1,019,594.73)</u></u>
		(1,009,398.78)

Truckee Surgery Center, LLC
Statement of Revenue and Expense
For The Nine Months Ended March 31, 2024

	Actual	Budget	Variance
Ordinary Income/Expense			
Income	-		
Patient Revenue	-	-	-
Private Pay	50,250	45,000	5,250
Commercial & Government Payors	1,293,753	1,283,724	10,029
Total Patient Revenue	1,344,002	1,328,724	15,278
Refunds			
Insurance Refund	(2,381)	-	(2,381)
Patient Refund	(13,138)	(4,500)	(8,638)
Total Refunds	(15,518)	(4,500)	(11,018)
Total Income	1,328,959	1,324,224	26,296
Gross Profit	1,328,959	1,324,224	26,296
Expense			
Service Fee	1,450	1,350	(100)
Purchased Services	7,147	38,130	30,983
Bad Debt	4,129	107,627	103,497
Aged AR	226	6,750	6,524
Billing Fee - Other	40,577	45,176	4,599
Total Billing Fee	40,803	51,926	11,124
Collection Agency Reimbursement			
HELP Refund	1,199	1,950	751
Collection Agency Reimbursement - Other	(1,031)	180	1,211
Total Collection Agency Reimbursement	168	2,130	1,962
General Office			
Document Destruction	935	1,050	115
Dues and Subscriptions	6,781	21,600	14,819
Office Supplies	5,179	7,020	1,841
Postage and Delivery	582	765	183
General Office - Other	913	1,200	287
Total General Office	14,389	31,635	17,246
Liability Gen'l, Prof Insurance	4,085	4,086	1
Licenses and Permits	1,767	1,425	(342)
Linen	29,600	36,540	6,940
Medical Supplies Total			
Implants-Tissue Products	12,978	-	(12,978)
Gas Medical	13,091	19,001	5,909
Implants	154,055	181,238	27,182
Instrument Expense	1,953	270	(1,683)
Medical Supplies	114,043	198,046	84,003
Pharmacy	30,118	45,310	15,192
Patient Nutrition	775	2,046	1,272
Medical Supplies Total - Other	-	180	180
Total Medical Supplies Total	327,013	446,090	119,078
Other Expenses			

Bank Charges	700	630	(70)
Cleaning Supplies	50	540	490
Educational	4,784	6,000	1,216
Equipment Rental/Lease	-	-	-
Interest Expense	86	75	(11)
Meals & Entertainment	790	540	(250)
Merchant Fees	6,787	4,500	(2,287)
Travel	1,890	1,800	(90)
Total Other Expenses	15,088	14,085	(1,003)

Payroll Expenses

Voluntary Benefits	1,770	2,025	255
Basic Employee Life AD&D	264	315	51
Health Insurance Total			
Health	100,936	108,525	7,589
Dental	7,354	6,328	(1,026)
Vision	1,108	920	(188)
Health Insurance Total - Other	-	450	450
Total Health Insurance Total	109,398	116,223	6,825

Employee Benefit	5,493	3,375	(2,118)
Payroll Taxes	72,579	86,006	13,427
Retirement Contribution	13,079	13,170	91
Wages	660,264	781,875	121,611
Work Comp	5,248	3,964	(1,284)
Payroll Expenses - Other	3,095	5,175	2,080
Total Payroll Expenses	871,191	1,012,128	140,937

Professional Fees

Consulting	1,500	2,100	600
Pension Fees	945	1,834	889
Transcription Services	3,393	6,644	3,251
Total Professional Fees	5,838	10,577	4,740

Rent & CAM	133,842	135,878	2,037
-----------------------	----------------	----------------	--------------

Repairs

Building/Equipment Repairs	11,918	9,000	(2,918)
Instrument Refurbishing	1,155	1,350	195
Instrument Repairs	-	2,700	2,700
Maintenance-Preventative	29,838	45,000	15,162
Total Repairs	42,911	58,050	15,139

Taxes

Property	23,473	19,125	(4,348)
State	-	5,100	5,100
Taxes- Other	(160)	-	
Total Taxes	23,312	24,225	752

Utilities

Alarm Monitor	850	765	(85)
Cable	623	585	(38)
Gas and Electric	38,455	36,225	(2,230)
Medical Waste	19	-	(19)
Telephone	(2,902)	4,500	7,402
Total Utilities	37,044	42,075	5,031
Depreciation Expense	65,859	65,832	27
Total Expense	1,606,388	2,083,790	458,048.53
Net Ordinary Income	(297,200)	(759,566)	(431,752)
Other Income/Expense			
Other Income			
Other Income	9,859	-	9,859
Interest Income	1,152	45	1,107
Total Other Income	11,008	45	10,963
Other Expense			
Amortization Expense	195,717	195,717	0
Total Other Expense	195,717	195,717	0
Net Other Income	(184,706)	(195,672)	10,966
Net Income	(481,906)	(955,238)	473,332

Truckee Surgery Center, LLC
Balance Sheet
March 31, 2024

	<u>Mar 31, 24</u>	<u>Dec 31, 23</u>
ASSETS		
Current Assets		
Checking/Savings		
US Bank	181,840.34	121,122.56
Bank of the West	0.00	-2,162.61
Petty Cash	300.02	300.02
Total Checking/Savings	<u>182,140.36</u>	<u>119,259.97</u>
Accounts Receivable		
Accounts Receivable		
Allowance for Doubtful Accounts	-75,007.54	-107,470.74
Accounts Receivable - Other	361,126.02	437,274.83
Total Accounts Receivable	<u>286,118.48</u>	<u>329,804.09</u>
Total Accounts Receivable	286,118.48	329,804.09
Other Current Assets		
Other Receivable	7,969.29	8,169.29
Prepaid Expense		
Franchise Tax Prepaid	13,600.00	13,600.00
Preventative Maint	1,441.64	2,935.46
Worker's Comp	1,321.22	2,642.48
Prepaid Expense - Other	2,200.45	3,389.80
Total Prepaid Expense	<u>18,563.31</u>	<u>22,567.74</u>
Total Other Current Assets	<u>26,532.60</u>	<u>30,737.03</u>
Total Current Assets	<u>494,791.44</u>	<u>479,801.09</u>
Fixed Assets		
Computer/Office Equipment	7,051.91	7,051.91
Furniture & Fixtures	14,087.00	14,087.00
Instruments	27,805.38	27,805.38
Leasehold Improvements	1,017,519.04	1,017,519.04
Machinery & Equipment	635,254.67	572,848.16
Surgical & Medical Equipment	231,098.69	231,098.69
Accumulated Depreciation	-793,584.47	-771,640.37
Goodwill	3,914,333.00	3,914,333.00
Accumulated Amortization	-3,457,661.17	-3,392,422.30
Total Fixed Assets	<u>1,595,904.05</u>	<u>1,620,680.51</u>
Other Assets		
Rent Deposit	20,256.00	20,256.00
Total Other Assets	<u>20,256.00</u>	<u>20,256.00</u>
TOTAL ASSETS	<u><u>2,110,951.49</u></u>	<u><u>2,120,737.60</u></u>
LIABILITIES & EQUITY		
Liabilities		
Current Liabilities		

Accounts Payable		
Accounts Payable	2,053,953.41	1,928,811.96
Total Accounts Payable	<u>2,053,953.41</u>	<u>1,928,811.96</u>
Credit Cards		
BankCard	3,913.89	1,428.98
Total Credit Cards	<u>3,913.89</u>	<u>1,428.98</u>
Other Current Liabilities		
US Bank Equipment Lease	705.32	1,252.35
Due to TFH	1,655,257.17	1,655,257.17
Compensated Absenses	57,048.25	56,486.23
Payroll Liabilities	11,652.26	13,032.77
Pension Payable	0.00	1,785.90
Total Other Current Liabilities	<u>1,724,663.00</u>	<u>1,727,814.42</u>
Total Current Liabilities	<u>3,782,530.30</u>	<u>3,658,055.36</u>
Total Liabilities	<u>3,782,530.30</u>	<u>3,658,055.36</u>
Equity		
Tahoe Forest Hospital		
Tahoe Forest Hospital Equity	2,986,307.79	2,986,307.79
Total Tahoe Forest Hospital	<u>2,986,307.79</u>	<u>2,986,307.79</u>
Truckee Surgery Center Inc		
Truckee Surgery Cntr Inc Equity	604,650.70	604,650.70
Total Truckee Surgery Center Inc	<u>604,650.70</u>	<u>604,650.70</u>
Retained Earnings	-4,780,692.36	-4,780,692.36
Net Income	-481,844.94	-347,583.89
Total Equity	<u>-1,671,578.81</u>	<u>-1,537,317.76</u>
TOTAL LIABILITIES & EQUITY	<u><u>2,110,951.49</u></u>	<u><u>2,120,737.60</u></u>

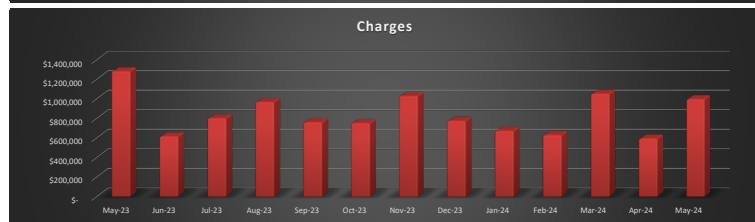
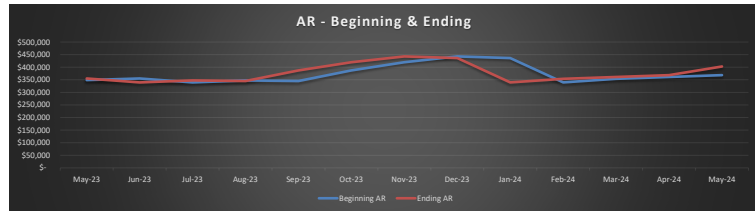
Truckee Surgery Center
Practice Summary
May 2024 EOM Report



Report Name: Practice Summary
Report Month: May 2024

Practice Summary

	May-23	Jun-23	Jul-23	Aug-23	Sep-23	Oct-23	Nov-23	Dec-23	Jan-24	Feb-24	Mar-24	Apr-24	May-24	TTMT
Beginning AR	\$ 348,629	\$ 355,298	\$ 339,517	\$ 347,420	\$ 344,979	\$ 387,294	\$ 419,890	\$ 442,858	\$ 436,395	\$ 339,797	\$ 353,650	\$ 361,126	\$ 368,382	
Charges	\$ 1,281,235	\$ 615,217	\$ 799,867	\$ 965,801	\$ 758,498	\$ 750,346	\$ 1,027,433	\$ 773,432	\$ 669,952	\$ 627,546	\$ 1,051,423	\$ 591,755	\$ 995,504	\$ 9,626,772
Gross Collections	\$ 220,250	\$ 144,515	\$ 164,218	\$ 141,583	\$ 98,647	\$ 154,882	\$ 143,118	\$ 140,589	\$ 231,236	\$ 103,636	\$ 145,078	\$ 119,822	\$ 228,817	\$ 1,816,141
Refunds	\$ -	\$ -	\$ 5,247	\$ 1,056	\$ 6,549	\$ 238	\$ 149	\$ 1,493	\$ -	\$ 1,014	\$ 283	\$ 231	\$ 2,706	\$ 18,965
Net Collections	\$ 220,250	\$ 144,515	\$ 158,971	\$ 140,527	\$ 92,099	\$ 154,645	\$ 142,969	\$ 139,096	\$ 231,236	\$ 102,623	\$ 144,795	\$ 119,591	\$ 226,111	\$ 1,797,176
Credit Adjustments	\$ 1,054,316	\$ 486,484	\$ 632,992	\$ 827,715	\$ 624,085	\$ 563,105	\$ 861,496	\$ 640,800	\$ 535,313	\$ 511,071	\$ 899,151	\$ 464,908	\$ 734,722	\$ 7,781,843
Ending AR	\$ 355,298	\$ 339,517	\$ 347,420	\$ 344,979	\$ 387,294	\$ 419,890	\$ 442,858	\$ 436,395	\$ 339,797	\$ 353,650	\$ 361,126	\$ 368,382	\$ 403,052	
Cases	57	37	39	45	50	51	50	54	36	30	44	39	53	528
CPT Codes	123	80	75	84	82	91	109	87	67	68	99	76	113	1,021
Avg CPT per Case	2.16	2.16	1.92	1.87	1.64	1.78	2.18	1.61	1.86	2.27	2.25	1.95	2.13	1.95
Avg Charge per Case	\$ 22,478	\$ 16,627	\$ 20,509	\$ 21,462	\$ 15,170	\$ 14,713	\$ 20,549	\$ 14,323	\$ 18,610	\$ 20,918	\$ 23,896	\$ 15,173	\$ 18,783	\$ 18,233
3 Mo. Gross Charges/Day	\$ 34,921	\$ 31,871	\$ 29,549	\$ 26,092	\$ 27,562	\$ 27,119	\$ 27,795	\$ 27,958	\$ 27,077	\$ 22,695	\$ 25,742	\$ 24,885	\$ 28,917	\$ 27,280
Days in AR	10.17	10.65	11.76	13.22	14.00	15.48	15.93	15.61	12.55	15.58	14.03	14.80	13.94	
3 Mo. Gross Charges/Day													\$ 25,230	\$ 29,318.68
Days in AR													14.60	13.75
														May 365 Day Average
														\$ 26,375
														15.28



Truckee Surgery Center
Aging by Payer
May 2024 EOM Report



Report Name: Aging by Payer
Report Month: May 2024

Aging by Payer

Financial Class	CURRENT	30 DAYS	60 DAYS	90 DAYS	120 DAYS	150 Days	180 Days	Credit	TOTAL	% Total
CONTRACTED	\$ 75,053	\$ 27,028	\$ 54,396	\$ 13,700	\$ 10,335	\$ 8,863	\$ 73,786	\$ (3,424)	\$ 259,738	64%
MEDICARE	\$ 11,467	\$ 406	\$ -	\$ -	\$ -	\$ -	\$ 1,365	\$ -	\$ 13,239	3%
NON CONTRACTED	\$ -	\$ -	\$ -	\$ -	\$ -	\$ -	\$ -	\$ -	\$ -	0%
SELF PAY	\$ 4,049	\$ 10,141	\$ 7,386	\$ 12,878	\$ 2,179	\$ 7,041	\$ 29,681	\$ (7,623)	\$ 65,733	16%
WORKERS COMP	\$ 16,945	\$ 22,607	\$ 12,526	\$ 6,935	\$ 4,764	\$ -	\$ 566	\$ -	\$ 64,342	16%
Insurance Total	\$ 103,465	\$ 50,041	\$ 66,922	\$ 20,635	\$ 15,099	\$ 8,863	\$ 75,717	\$ (3,424)	\$ 337,319	84%
Patient Total	\$ 4,049	\$ 10,141	\$ 7,386	\$ 12,878	\$ 2,179	\$ 7,041	\$ 29,681	\$ (7,623)	\$ 65,733	16%
Combined Total	\$ 107,514	\$ 60,182	\$ 74,308	\$ 33,514	\$ 17,278	\$ 15,904	\$ 105,399	\$ (11,047)	\$ 403,052	100%
Previous Month Total	\$ 80,687	\$ 146,431	\$ 70,804	\$ 23,735	\$ 17,614	\$ 2,408	\$ 120,139	\$ (93,436)	\$ 368,382	100%

Truckee Surgery Center
 TTM Cases by Provider
 May 2024 EOM Report



Report Name: TTM Cases by Provider
 Report Month: May 2024

TTM Cases by Provider

Physician	Specialty	May-23	Jun-23	Jul-23	Aug-23	Sep-23	Oct-23	Nov-23	Dec-23
Alpert, Ricki A	ANS - Anesthesia	0	0	0	0	0	0	0	0
Bany, Tenille	ANS - Anesthesia	0	0	0	0	0	0	0	0
Condon, David	POD - Podiatry	1	1	0	0	1	0	0	1
Dodd, Jeffrey S	ORT - Orthopaedics	12	9	10	17	10	12	14	14
Gannam, Camille	DEN - Dental	0	0	1	3	2	7	1	0
Ganong, Alison	PAI - Pain Mgmt	13	8	9	4	9	0	5	7
Gustafsson, Matthew H	DEN - Dental	3	1	2	0	0	0	0	0
Haeder, Paul R	ORT - Orthopaedics	0	0	0	0	0	0	0	0
Hagen, Jonathan T	ORT - Orthopaedics	12	8	3	5	7	12	9	12
Jernick, Michael	ORT - Orthopaedics	3	2	3	2	5	4	5	7
Lan, Jie	ANS - Anesthesia	0	0	0	0	0	0	0	0
Luscomb, Thomas A	ANS - Anesthesia	0	0	0	0	0	0	0	0
Naftulin, Brian	URO - Urology	0	0	2	2	3	5	4	4
Ringnes, Andrew P	ORT - Orthopaedics	13	8	9	12	10	6	9	8
Saaremet, Alar	ANS - Anesthesia	0	0	0	0	0	0	0	0
Stanec, John M	ANS - Anesthesia	0	0	0	0	0	0	0	0
Taylor, Peter J	OBG - Obstetrics/Gynecology	0	0	0	0	0	0	0	0
Voss, Justin C	ANS - Anesthesia	0	0	0	0	0	0	0	0
Wainstein, Mark A	URO - Urology	0	0	0	0	2	5	3	1
Ward, Justin T	ANS - Anesthesia	0	0	0	0	0	0	0	0
Watson, Jeffrey B	ENT - Ear Nose Throat	0	0	0	0	1	0	0	0
Zissimos, Anthony	ORT - Orthopaedics	0	0	0	0	0	0	0	0
Total		57	37	39	45	50	51	50	54

Physician	Specialty	Jan-24	Feb-24	Mar-24	Apr-24	May-24	TTMT	Monthly Average
Alpert, Ricki A	ANS - Anesthesia	0	0	0	0	0	0	0
Bany, Tenille	ANS - Anesthesia	0	0	0	0	0	0	0
Condon, David	POD - Podiatry	0	0	0	0	2	5	0
Dodd, Jeffrey S	ORT - Orthopaedics	13	9	13	5	12	138	12
Gannam, Camille	DEN - Dental	0	0	10	1	0	25	2
Ganong, Alison	PAI - Pain Mgmt	14	0	0	12	10	78	7
Gustafsson, Matthew H	DEN - Dental	2	0	0	1	3	9	1
Haeder, Paul R	ORT - Orthopaedics	0	0	0	0	0	0	0
Hagen, Jonathan T	ORT - Orthopaedics	1	7	4	7	9	84	7
Jernick, Michael	ORT - Orthopaedics	2	6	6	3	5	50	4
Lan, Jie	ANS - Anesthesia	0	0	0	0	0	0	0
Luscomb, Thomas A	ANS - Anesthesia	0	0	0	0	0	0	0
Naftulin, Brian	URO - Urology	1	2	0	1	0	24	2
Ringnes, Andrew P	ORT - Orthopaedics	3	3	10	9	9	96	8
Saaremet, Alar	ANS - Anesthesia	0	0	0	0	0	0	0
Stanec, John M	ANS - Anesthesia	0	0	0	0	0	0	0
Taylor, Peter J	OBG - Obstetrics/Gynecology	0	3	0	0	0	3	0
Voss, Justin C	ANS - Anesthesia	0	0	0	0	0	0	0
Wainstein, Mark A	URO - Urology	0	0	0	0	3	14	1
Ward, Justin T	ANS - Anesthesia	0	0	0	0	0	0	0
Watson, Jeffrey B	ENT - Ear Nose Throat	0	0	1	0	0	2	0
Zissimos, Anthony	ORT - Orthopaedics	0	0	0	0	0	0	0
Total		36	30	44	39	53	528	44

Truckee Surgery Center
TTM Charges by Provider
May 2024 EOM Report



Report Name: TTM Charges by Provider
Report Month: May 2024

TTM Charges by Provider

Physician	Specialty	May-23	Jun-23	Jul-23	Aug-23	Sep-23	Oct-23	Nov-23	Dec-23
Alpert, Ricki A	ANS - Anesthesia	\$ -	\$ -	\$ -	\$ -	\$ -	\$ -	\$ -	\$ -
Bany, Tenille	ANS - Anesthesia	\$ -	\$ -	\$ -	\$ -	\$ -	\$ -	\$ -	\$ -
Condon, David	POD - Podiatry	\$ -	\$ 31,097	\$ -	\$ -	\$ 6,825	\$ -	\$ -	\$ 9,371
Dodd, Jeffrey S	ORT - Orthopaedics	\$ 358,409	\$ 106,317	\$ 318,306	\$ 246,248	\$ 110,659	\$ 192,775	\$ 446,163	\$ 125,985
Gannam, Camille	DEN - Dental	\$ -	\$ -	\$ -	\$ 21,000	\$ 10,500	\$ (9,089)	\$ 2,035	\$ -
Ganong, Alison	PAI - Pain Mgmt	\$ 115,500	\$ 91,350	\$ 98,425	\$ 31,500	\$ 95,550	\$ 86,577	\$ 63,000	\$ 87,150
Gustafsson, Matthew H	DEN - Dental	\$ 10,500	\$ 6,675	\$ 14,825	\$ -	\$ -	\$ (12,929)	\$ -	\$ -
Haeder, Paul R	ORT - Orthopaedics	\$ -	\$ -	\$ -	\$ -	\$ -	\$ -	\$ -	\$ -
Hagen, Jonathan T	ORT - Orthopaedics	\$ 377,903	\$ 190,156	\$ 174,078	\$ 187,354	\$ 247,491	\$ 170,409	\$ 255,915	\$ 285,666
Jermick, Michael	ORT - Orthopaedics	\$ 137,539	\$ 34,088	\$ 13,425	\$ 103,218	\$ 116,926	\$ 100,278	\$ 46,883	\$ 78,944
Lan, Jie	ANS - Anesthesia	\$ -	\$ -	\$ -	\$ -	\$ -	\$ -	\$ -	\$ -
Luscomb, Thomas A	ANS - Anesthesia	\$ -	\$ -	\$ -	\$ -	\$ -	\$ -	\$ -	\$ -
Naftulin, Brian	URO - Urology	\$ -	\$ -	\$ 12,600	\$ 12,600	\$ 24,360	\$ 31,500	\$ 25,200	\$ 30,450
Ringnes, Andrew P	ORT - Orthopaedics	\$ 281,385	\$ 155,534	\$ 168,207	\$ 363,881	\$ 123,087	\$ 159,324	\$ 169,338	\$ 149,565
Saaremetts, Alar	ANS - Anesthesia	\$ -	\$ -	\$ -	\$ -	\$ -	\$ -	\$ -	\$ -
Stanec, John M	ANS - Anesthesia	\$ -	\$ -	\$ -	\$ -	\$ -	\$ -	\$ -	\$ -
Taylor, Peter J	OBG - Obstetrics/Gynecology	\$ -	\$ -	\$ -	\$ -	\$ -	\$ -	\$ -	\$ -
Voss, Justin C	ANS - Anesthesia	\$ -	\$ -	\$ -	\$ -	\$ -	\$ -	\$ -	\$ -
Wainstein, Mark A	URO - Urology	\$ -	\$ -	\$ -	\$ -	\$ 12,600	\$ 31,500	\$ 18,900	\$ 6,300
Ward, Justin T	ANS - Anesthesia	\$ -	\$ -	\$ -	\$ -	\$ -	\$ -	\$ -	\$ -
Watson, Jeffrey B	ENT - Ear Nose Throat	\$ -	\$ -	\$ -	\$ -	\$ 10,500	\$ -	\$ -	\$ -
Zissimos, Anthony	ORT - Orthopaedics	\$ -	\$ -	\$ -	\$ -	\$ -	\$ -	\$ -	\$ -
Total		\$ 1,281,235	\$ 615,217	\$ 799,867	\$ 965,801	\$ 758,498	\$ 750,346	\$ 1,027,433	\$ 773,432

Physician	Specialty	Jan-24	Feb-24	Mar-24	Apr-24	May-24	TTMT	Monthly Average	Average Charge Per Case
Alpert, Ricki A	ANS - Anesthesia	\$ -	\$ -	\$ -	\$ -	\$ -	\$ -	-	N/A
Bany, Tenille	ANS - Anesthesia	\$ -	\$ -	\$ -	\$ -	\$ -	\$ -	-	N/A
Condon, David	POD - Podiatry	\$ -	\$ -	\$ -	\$ -	\$ 17,089	\$ 64,382	\$ 5,365	\$ 12,876
Dodd, Jeffrey S	ORT - Orthopaedics	\$ 243,353	\$ 166,875	\$ 219,132	\$ 24,830	\$ 249,468	\$ 2,450,112	\$ 204,176	\$ 17,754
Gannam, Camille	DEN - Dental	\$ -	\$ -	\$ -	\$ 55,125	\$ -	\$ 79,571	\$ 6,631	\$ 3,183
Ganong, Alison	PAI - Pain Mgmt	\$ 131,145	\$ -	\$ 90,636	\$ 130,095	\$ 89,303	\$ 994,730	\$ 82,894	\$ 12,753
Gustafsson, Matthew H	DEN - Dental	\$ 7,548	\$ -	\$ -	\$ 2,035	\$ 53,683	\$ 71,837	\$ 5,986	\$ 7,982
Haeder, Paul R	ORT - Orthopaedics	\$ -	\$ -	\$ -	\$ -	\$ -	\$ -	-	N/A
Hagen, Jonathan T	ORT - Orthopaedics	\$ 46,008	\$ 128,088	\$ 260,789	\$ 212,321	\$ 270,361	\$ 2,428,636	\$ 202,386	\$ 28,912
Jermick, Michael	ORT - Orthopaedics	\$ 110,507	\$ 162,437	\$ 307,275	\$ 37,485	\$ 192,717	\$ 1,304,183	\$ 108,682	\$ 26,084
Lan, Jie	ANS - Anesthesia	\$ -	\$ -	\$ -	\$ -	\$ -	\$ -	-	N/A
Luscomb, Thomas A	ANS - Anesthesia	\$ -	\$ -	\$ -	\$ -	\$ -	\$ -	-	N/A
Naftulin, Brian	URO - Urology	\$ 6,615	\$ 12,128	\$ -	\$ 6,615	\$ -	\$ 162,068	\$ 13,506	\$ 6,753
Ringnes, Andrew P	ORT - Orthopaedics	\$ 124,776	\$ 135,969	\$ 164,340	\$ 123,249	\$ 103,039	\$ 1,940,308	\$ 161,692	\$ 20,212
Saaremetts, Alar	ANS - Anesthesia	\$ -	\$ -	\$ -	\$ -	\$ -	\$ -	-	N/A
Stanec, John M	ANS - Anesthesia	\$ -	\$ -	\$ -	\$ -	\$ -	\$ -	-	N/A
Taylor, Peter J	OBG - Obstetrics/Gynecology	\$ -	\$ 22,050	\$ -	\$ -	\$ -	\$ 22,050	\$ 1,838	\$ 7,350
Voss, Justin C	ANS - Anesthesia	\$ -	\$ -	\$ -	\$ -	\$ -	\$ -	-	N/A
Wainstein, Mark A	URO - Urology	\$ -	\$ -	\$ -	\$ -	\$ 19,845	\$ 89,145	\$ 7,429	\$ 6,368
Ward, Justin T	ANS - Anesthesia	\$ -	\$ -	\$ -	\$ -	\$ -	\$ -	-	N/A
Watson, Jeffrey B	ENT - Ear Nose Throat	\$ -	\$ -	\$ 9,251	\$ -	\$ -	\$ 19,751	\$ 1,646	\$ 9,876
Zissimos, Anthony	ORT - Orthopaedics	\$ -	\$ -	\$ -	\$ -	\$ -	\$ -	-	N/A
Total		\$ 669,952	\$ 627,546	\$ 1,051,423	\$ 591,755	\$ 995,504	\$ 9,626,772	\$ 802,231	\$ 18,233

Truckee Surgery Center
TTM Collections by Provider
May 2024 EOM Report



Report Name: TTM Collections by Provider
Report Month: May 2024

TTM Collections by Provider

Physician	Specialty	May-23	Jun-23	Jul-23	Aug-23	Sep-23	Oct-23	Nov-23	Dec-23
Alpert, Ricki A	ANS - Anesthesia	\$ 811	\$ -	\$ -	\$ -	\$ -	\$ -	\$ -	\$ -
Bany, Tenille	ANS - Anesthesia	\$ -	\$ -	\$ -	\$ 448	\$ 162	\$ -	\$ -	\$ -
Condon, David	POD - Podiatry	\$ 500	\$ 3,601	\$ 3,851	\$ -	\$ -	\$ -	\$ 816	\$ -
Dodd, Jeffrey S	ORT - Orthopaedics	\$ 64,608	\$ 39,346	\$ 26,675	\$ 37,857	\$ 13,352	\$ 47,642	\$ 52,465	\$ 44,568
Gannam, Camille	DEN - Dental	\$ -	\$ -	\$ 231	\$ 2,580	\$ 3,238	\$ 5,859	\$ -	\$ -
Ganong, Alison	PAI - Pain Mgmt	\$ 16,535	\$ 16,471	\$ 11,929	\$ 14,569	\$ 5,243	\$ 13,177	\$ 8,153	\$ 3,538
Gustafsson, Matthew H	DEN - Dental	\$ 2,058	\$ 2,548	\$ 1,624	\$ 1,796	\$ 1,253	\$ 343	\$ 1,555	\$ (670)
Haeder, Paul R	ORT - Orthopaedics	\$ -	\$ -	\$ -	\$ -	\$ -	\$ -	\$ -	\$ -
Hagen, Jonathan T	ORT - Orthopaedics	\$ 44,793	\$ 32,466	\$ 25,473	\$ 32,559	\$ 28,818	\$ 42,172	\$ 34,851	\$ 32,578
Jernick, Michael	ORT - Orthopaedics	\$ 12,057	\$ 21,463	\$ 3,635	\$ 15,940	\$ 3,695	\$ 9,801	\$ 12,131	\$ 23,956
Lan, Jie	ANS - Anesthesia	\$ -	\$ -	\$ -	\$ -	\$ -	\$ -	\$ -	\$ -
Luscomb, Thomas A	ANS - Anesthesia	\$ (687)	\$ -	\$ -	\$ 608	\$ -	\$ -	\$ -	\$ -
Naftulin, Brian	URO - Urology	\$ -	\$ -	\$ 462	\$ 4,246	\$ 4,113	\$ 8,706	\$ 6,656	\$ 9,681
Ringnes, Andrew P	ORT - Orthopaedics	\$ 79,898	\$ 28,434	\$ 84,841	\$ 30,174	\$ 30,604	\$ 23,145	\$ 21,841	\$ 23,162
Saaremts, Alar	ANS - Anesthesia	\$ -	\$ 186	\$ -	\$ -	\$ -	\$ -	\$ -	\$ -
Stanec, John M	ANS - Anesthesia	\$ -	\$ -	\$ -	\$ -	\$ -	\$ -	\$ -	\$ -
Taylor, Peter J	OBG - Obstetrics/Gynecology	\$ -	\$ -	\$ -	\$ -	\$ -	\$ -	\$ -	\$ -
Voss, Justin C	ANS - Anesthesia	\$ (324)	\$ -	\$ -	\$ -	\$ -	\$ -	\$ -	\$ -
Wainstein, Mark A	URO - Urology	\$ -	\$ -	\$ -	\$ -	\$ 1,386	\$ 2,757	\$ 3,077	\$ 2,283
Ward, Justin T	ANS - Anesthesia	\$ -	\$ -	\$ -	\$ -	\$ -	\$ -	\$ -	\$ -
Watson, Jeffrey B	ENT - Ear Nose Throat	\$ -	\$ -	\$ -	\$ -	\$ 234	\$ 1,044	\$ -	\$ -
Zissimos, Anthony	ORT - Orthopaedics	\$ -	\$ -	\$ 250	\$ (250)	\$ -	\$ -	\$ 1,425	\$ -
Total		\$ 220,250	\$ 144,515	\$ 158,971	\$ 140,527	\$ 92,099	\$ 154,645	\$ 142,969	\$ 139,096

Physician	Specialty	Jan-24	Feb-24	Mar-24	Apr-24	May-24	TTMT	Monthly Average	Average Cash Per Case
Alpert, Ricki A	ANS - Anesthesia	\$ -	\$ -	\$ -	\$ -	\$ -	\$ -	-	N/A
Bany, Tenille	ANS - Anesthesia	\$ -	\$ -	\$ -	\$ -	\$ -	\$ 611	51	N/A
Condon, David	POD - Podiatry	\$ 1,974	\$ (37)	\$ -	\$ -	\$ 1,348	\$ 11,553	963	2,311
Dodd, Jeffrey S	ORT - Orthopaedics	\$ 51,343	\$ 26,935	\$ 22,739	\$ 5,384	\$ 69,049	\$ 437,355	36,446	3,169
Gannam, Camille	DEN - Dental	\$ 3,096	\$ 600	\$ -	\$ 1,050	\$ -	\$ 16,654	1,388	666
Ganong, Alison	PAI - Pain Mgmt	\$ 15,995	\$ 6,602	\$ 9,372	\$ 3,943	\$ 17,078	\$ 126,068	10,506	1,616
Gustafsson, Matthew H	DEN - Dental	\$ 6,610	\$ (162)	\$ -	\$ 1,500	\$ 3,755	\$ 20,151	1,679	2,239
Haeder, Paul R	ORT - Orthopaedics	\$ -	\$ -	\$ -	\$ -	\$ -	\$ -	-	N/A
Hagen, Jonathan T	ORT - Orthopaedics	\$ 111,305	\$ 26,648	\$ 33,170	\$ 12,624	\$ 90,694	\$ 503,359	41,947	5,992
Jernick, Michael	ORT - Orthopaedics	\$ 7,122	\$ 28,085	\$ 23,470	\$ 3,390	\$ 72,928	\$ 225,615	18,801	4,512
Lan, Jie	ANS - Anesthesia	\$ -	\$ -	\$ -	\$ -	\$ -	\$ -	-	N/A
Luscomb, Thomas A	ANS - Anesthesia	\$ -	\$ -	\$ -	\$ -	\$ -	\$ 608	51	N/A
Naftulin, Brian	URO - Urology	\$ 557	\$ 1,586	\$ 280	\$ 1,873	\$ 1,328	\$ 39,486	3,291	1,645
Ringnes, Andrew P	ORT - Orthopaedics	\$ 29,878	\$ 13,864	\$ 41,692	\$ 2,576	\$ 49,732	\$ 379,943	31,662	3,958
Saaremts, Alar	ANS - Anesthesia	\$ -	\$ -	\$ -	\$ -	\$ -	\$ 186	16	N/A
Stanec, John M	ANS - Anesthesia	\$ -	\$ -	\$ -	\$ -	\$ -	\$ -	-	N/A
Taylor, Peter J	OBG - Obstetrics/Gynecology	\$ -	\$ 347	\$ 3,385	\$ (231)	\$ 988	\$ 4,488	374	1,496
Voss, Justin C	ANS - Anesthesia	\$ -	\$ -	\$ -	\$ -	\$ -	\$ -	-	N/A
Wainstein, Mark A	URO - Urology	\$ 3,356	\$ -	\$ 1,436	\$ -	\$ 4,431	\$ 18,726	1,560	1,338
Ward, Justin T	ANS - Anesthesia	\$ -	\$ -	\$ -	\$ -	\$ -	\$ -	-	N/A
Watson, Jeffrey B	ENT - Ear Nose Throat	\$ -	\$ -	\$ 9,251	\$ -	\$ -	\$ 10,529	877	5,265
Zissimos, Anthony	ORT - Orthopaedics	\$ -	\$ (1,844)	\$ -	\$ 87,482	\$ (85,218)	\$ 1,844	154	N/A
Total		\$ 231,236	\$ 102,623	\$ 144,795	\$ 119,591	\$ 226,111	\$ 1,797,176	\$ 149,765	\$ 3,404

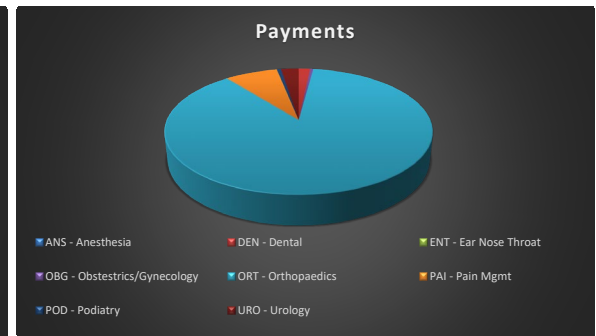
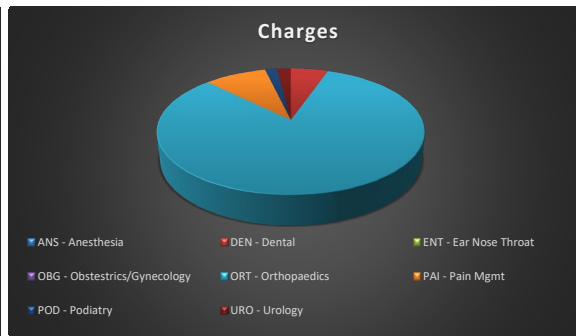
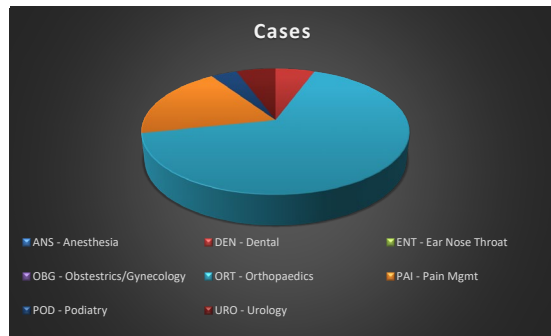
Truckee Surgery Center
Specialty Analysis
May 2024 EOM Report



Report Name: Specialty Analysis
Report Month: May 2024

Specialty Analysis

Specialty	Cases	%	TTMT %	Charges	%	TTMT %	Payments	%	TTMT %
ANS - Anesthesia	0	0%	0%	\$ -	0%	0%	\$ -	0%	0%
DEN - Dental	3	6%	6%	\$ 53,683	5%	2%	\$ 3,755	2%	2%
ENT - Ear Nose Throat	0	0%	0%	\$ -	0%	0%	\$ -	0%	1%
OBG - Obstetrics/Gynecology	0	0%	1%	\$ -	0%	0%	\$ 988	0%	0%
ORT - Orthopaedics	35	66%	70%	\$ 815,584	82%	84%	\$ 197,184	87%	86%
PAI - Pain Mgmt	10	19%	15%	\$ 89,303	9%	10%	\$ 17,078	8%	7%
POD - Podiatry	2	4%	1%	\$ 17,089	2%	1%	\$ 1,348	1%	1%
URO - Urology	3	6%	7%	\$ 19,845	2%	3%	\$ 5,759	3%	3%
Total	53	100%	100%	\$ 995,504	100%	100%	\$ 226,111	100%	100%



Truckee Surgery Center
TTM Cases by Specialty
May 2024 EOM Report



Report Name: TTM Cases by Specialty
Report Month: May 2024

TTM Cases by Specialty

Specialty	May-23	Jun-23	Jul-23	Aug-23	Sep-23	Oct-23	Nov-23	Dec-23
ANS - Anesthesia	0	0	0	0	0	0	0	0
DEN - Dental	3	1	3	3	2	7	1	0
ENT - Ear Nose Throat	0	0	0	0	1	0	0	0
OBG - Obstetrics/Gynecology	0	0	0	0	0	0	0	0
ORT - Orthopaedics	40	27	25	36	32	34	37	41
PAI - Pain Mgmt	13	8	9	4	9	0	5	7
POD - Podiatry	1	1	0	0	1	0	0	1
URO - Urology	0	0	2	2	5	10	7	5
Total	57	37	39	45	50	51	50	54

Specialty	Jan-24	Feb-24	Mar-24	Apr-24	May-24	TTMT	Monthly Average
ANS - Anesthesia	0	0	0	0	0	0	0
DEN - Dental	2	0	10	2	3	34	3
ENT - Ear Nose Throat	0	0	1	0	0	2	0
OBG - Obstetrics/Gynecology	0	3	0	0	0	3	0
ORT - Orthopaedics	19	25	33	24	35	368	31
PAI - Pain Mgmt	14	0	0	12	10	78	7
POD - Podiatry	0	0	0	0	2	5	0
URO - Urology	1	2	0	1	3	38	3
Total	36	30	44	39	53	528	44

Truckee Surgery Center
 TTM Charges by Specialty
 May 2024 EOM Report



Report Name: TTM Charges by Specialty
 Report Month: May 2024

TTM Charges by Specialty

Specialty	May-23	Jun-23	Jul-23	Aug-23	Sep-23	Oct-23	Nov-23	Dec-23
ANS - Anesthesia	\$ -	\$ -	\$ -	\$ -	\$ -	\$ -	\$ -	\$ -
DEN - Dental	\$ 10,500	\$ 6,675	\$ 14,825	\$ 21,000	\$ 10,500	\$ (22,018)	\$ 2,035	\$ -
ENT - Ear Nose Throat	\$ -	\$ -	\$ -	\$ -	\$ 10,500	\$ -	\$ -	\$ -
OBG - Obstetrics/Gynecology	\$ -	\$ -	\$ -	\$ -	\$ -	\$ -	\$ -	\$ -
ORT - Orthopaedics	\$ 1,155,235	\$ 486,095	\$ 674,016	\$ 900,701	\$ 598,163	\$ 622,787	\$ 918,298	\$ 640,160
PAI - Pain Mgmt	\$ 115,500	\$ 91,350	\$ 98,425	\$ 31,500	\$ 95,550	\$ 86,577	\$ 63,000	\$ 87,150
POD - Podiatry	\$ -	\$ 31,097	\$ -	\$ -	\$ 6,825	\$ -	\$ -	\$ 9,371
URO - Urology	\$ -	\$ -	\$ 12,600	\$ 12,600	\$ 36,960	\$ 63,000	\$ 44,100	\$ 36,750
Total	\$ 1,281,235	\$ 615,217	\$ 799,867	\$ 965,801	\$ 758,498	\$ 750,346	\$ 1,027,433	\$ 773,432

Specialty	Jan-24	Feb-24	Mar-24	Apr-24	May-24	TTMT	Monthly Average	Average Charge Per Case
ANS - Anesthesia	\$ -	\$ -	\$ -	\$ -	\$ -	\$ -	-	N/A
DEN - Dental	\$ 7,548	\$ -	\$ -	\$ 57,160	\$ 53,683	\$ 151,408	12,617	4,453
ENT - Ear Nose Throat	\$ -	\$ -	\$ 9,251	\$ -	\$ -	\$ 19,751	1,646	9,876
OBG - Obstetrics/Gynecology	\$ -	\$ 22,050	\$ -	\$ -	\$ -	\$ 22,050	1,838	7,350
ORT - Orthopaedics	\$ 524,644	\$ 593,369	\$ 951,536	\$ 397,885	\$ 815,584	\$ 8,123,239	676,937	22,074
PAI - Pain Mgmt	\$ 131,145	\$ -	\$ 90,636	\$ 130,095	\$ 89,303	\$ 994,730	82,894	12,753
POD - Podiatry	\$ -	\$ -	\$ -	\$ -	\$ 17,089	\$ 64,382	5,365	12,876
URO - Urology	\$ 6,615	\$ 12,128	\$ -	\$ 6,615	\$ 19,845	\$ 251,213	20,934	6,611
Total	\$ 669,952	\$ 627,546	\$ 1,051,423	\$ 591,755	\$ 995,504	\$ 9,626,772	802,231	18,233

**Truckee Surgery Center
TTM Collections by Specialty
May 2024 EOM Report**



Report Name: TTM Collections by Speci
Report Month: May 2024

TTM Collections by Specialty

Specialty	May-23	Jun-23	Jul-23	Aug-23	Sep-23	Oct-23	Nov-23	Dec-23
ANS - Anesthesia	\$ (200)	\$ 186	\$ -	\$ 1,057	\$ 162	\$ -	\$ -	\$ -
DEN - Dental	\$ 2,058	\$ 2,548	\$ 1,855	\$ 4,375	\$ 4,491	\$ 6,202	\$ 1,555	\$ (670)
ENT - Ear Nose Throat	\$ -	\$ -	\$ -	\$ -	\$ 234	\$ 1,044	\$ -	\$ -
OBG - Obstetrics/Gynecology	\$ -	\$ -	\$ -	\$ -	\$ -	\$ -	\$ -	\$ -
ORT - Orthopaedics	\$ 201,357	\$ 121,708	\$ 140,875	\$ 116,281	\$ 76,470	\$ 122,759	\$ 122,713	\$ 124,264
PAI - Pain Mgmt	\$ 16,535	\$ 16,471	\$ 11,929	\$ 14,569	\$ 5,243	\$ 13,177	\$ 8,153	\$ 3,538
POD - Podiatry	\$ 500	\$ 3,601	\$ 3,851	\$ -	\$ -	\$ -	\$ 816	\$ -
URO - Urology	\$ -	\$ -	\$ 462	\$ 4,246	\$ 5,499	\$ 11,462	\$ 9,733	\$ 11,964
Total	\$ 220,250	\$ 144,515	\$ 158,971	\$ 140,527	\$ 92,099	\$ 154,645	\$ 142,969	\$ 139,096

Specialty	Jan-24	Feb-24	Mar-24	Apr-24	May-24	TTMT	Monthly Average	Average Cash Per Case
ANS - Anesthesia	\$ -	\$ -	\$ -	\$ -	\$ -	\$ 1,405	117	N/A
DEN - Dental	\$ 9,706	\$ 438	\$ -	\$ 2,550	\$ 3,755	\$ 36,805	3,067	1,082
ENT - Ear Nose Throat	\$ -	\$ -	\$ 9,251	\$ -	\$ -	\$ 10,529	877	5,265
OBG - Obstetrics/Gynecology	\$ -	\$ 347	\$ 3,385	\$ (231)	\$ 988	\$ 4,488	374	1,496
ORT - Orthopaedics	\$ 199,648	\$ 93,688	\$ 121,070	\$ 111,456	\$ 197,184	\$ 1,548,116	129,010	4,207
PAI - Pain Mgmt	\$ 15,995	\$ 6,602	\$ 9,372	\$ 3,943	\$ 17,078	\$ 126,068	10,506	1,616
POD - Podiatry	\$ 1,974	\$ (37)	\$ -	\$ -	\$ 1,348	\$ 11,553	963	2,311
URO - Urology	\$ 3,912	\$ 1,586	\$ 1,715	\$ 1,873	\$ 5,759	\$ 58,212	4,851	1,532
Total	\$ 231,236	\$ 102,623	\$ 144,795	\$ 119,591	\$ 226,111	\$ 1,797,176	149,765	3,404

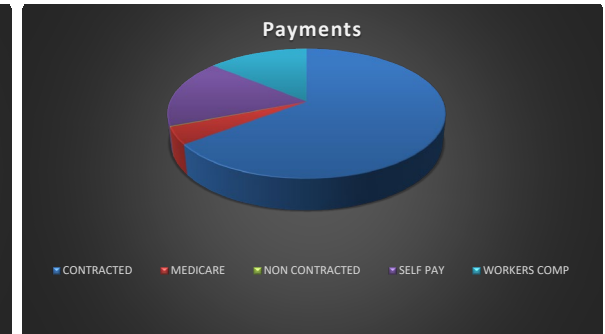
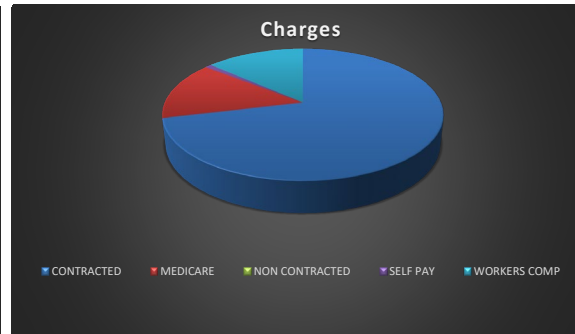
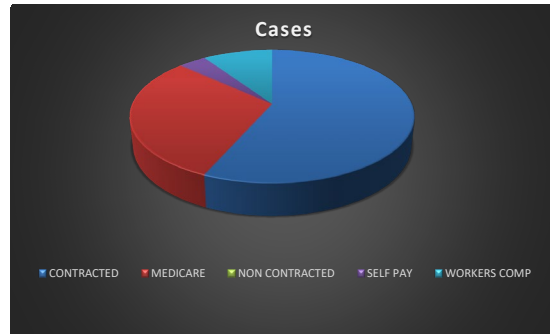
Truckee Surgery Center
Payer Analysis
May 2024 EOM Report



Report Name: Payer Analysis
Report Month: May 2024

Payer Analysis

Financial Class	Cases	%	TTMT%	Charges	%	TTMT %	Payments	%	TTMT %
CONTRACTED	30	57%	61%	\$ 709,173	71%	70%	\$ 221,762	98%	63%
MEDICARE	16	30%	26%	\$ 143,325	14%	17%	\$ 14,606	6%	7%
NON CONTRACTED	0	0%	0%	\$ -	0%	0%	\$ 553	0%	0%
SELF PAY	2	4%	3%	\$ 8,502	1%	1%	\$ (58,491)	-26%	17%
WORKERS COMP	5	9%	10%	\$ 134,504	14%	13%	\$ 47,681	21%	13%
Total	53	100%	100%	\$ 995,504	100%	100%	\$ 226,111	100%	100%



Truckee Surgery Center
 TTM Cases by Payer
 May 2024 EOM Report



Report Name: TTM Cases by Payer
 Report Month: May 2024

TTM Cases by Payer

Financial Class	May-23	Jun-23	Jul-23	Aug-23	Sep-23	Oct-23	Nov-23	Dec-23
CONTRACTED	35	21	24	31	32	30	34	35
MEDICARE	16	11	10	9	14	14	8	13
NON CONTRACTED	0	0	0	0	0	0	0	0
SELF PAY	2	1	1	1	3	1	1	0
WORKERS COMP	4	4	4	4	1	6	7	6
Total	57	37	39	45	50	51	50	54

Financial Class	Jan-24	Feb-24	Mar-24	Apr-24	May-24	TTMT	Monthly Average
CONTRACTED	21	21	24	19	30	322	27
MEDICARE	13	4	12	14	16	138	12
NON CONTRACTED	0	0	0	0	0	0	0
SELF PAY	1	0	4	2	2	17	1
WORKERS COMP	1	5	4	4	5	51	4
Total	36	30	44	39	53	528	44

Truckee Surgery Center
 TTM Charges by Payer
 May 2024 EOM Report



Report Name: TTM Charges by Payer
 Report Month: May 2024

TTM Charges by Payer

Financial Class	May-23	Jun-23	Jul-23	Aug-23	Sep-23	Oct-23	Nov-23	Dec-23
CONTRACTED	\$ 1,088,954	\$ 414,787	\$ 471,180	\$ 717,564	\$ 476,047	\$ 627,379	\$ 634,020	\$ 533,721
MEDICARE	\$ 147,771	\$ 110,250	\$ 138,103	\$ 162,092	\$ 174,825	\$ 159,600	\$ 100,958	\$ 161,175
NON CONTRACTED	\$ -	\$ -	\$ -	\$ -	\$ -	\$ -	\$ -	\$ -
SELF PAY	\$ 3,560	\$ 6,675	\$ 64,171	\$ 5,250	\$ 92,926	\$ (150,222)	\$ 2,035	\$ -
WORKERS COMP	\$ 40,950	\$ 83,505	\$ 126,413	\$ 80,895	\$ 14,700	\$ 113,589	\$ 290,420	\$ 78,536
Total	\$ 1,281,235	\$ 615,217	\$ 799,867	\$ 965,801	\$ 758,498	\$ 750,346	\$ 1,027,433	\$ 773,432

Financial Class	Jan-24	Feb-24	Mar-24	Apr-24	May-24	TTMT	Monthly Average	Average Charge Per Case
CONTRACTED	\$ 525,095	\$ 506,624	\$ 715,647	\$ 363,707	\$ 709,173	\$ 6,694,944	\$ 557,912	\$ 20,792
MEDICARE	\$ 133,476	\$ 42,998	\$ 134,505	\$ 133,403	\$ 143,325	\$ 1,594,709	\$ 132,892	\$ 11,556
NON CONTRACTED	\$ -	\$ -	\$ -	\$ -	\$ -	\$ -	\$ -	N/A
SELF PAY	\$ 2,035	\$ -	\$ 29,793	\$ 2,035	\$ 8,502	\$ 63,201	\$ 5,267	\$ 3,718
WORKERS COMP	\$ 9,345	\$ 77,925	\$ 171,477	\$ 92,610	\$ 134,504	\$ 1,273,918	\$ 106,160	\$ 24,979
Total	\$ 669,952	\$ 627,546	\$ 1,051,423	\$ 591,755	\$ 995,504	\$ 9,626,772	\$ 802,231	\$ 18,233

Truckee Surgery Center
 TTM Collections by Payer
 May 2024 EOM Report



Report Name: TTM Collections by Payer
 Report Month: May 2024

TTM Collections by Payer

Financial Class	May-23	Jun-23	Jul-23	Aug-23	Sep-23	Oct-23	Nov-23	Dec-23
CONTRACTED	\$ 160,624	\$ 88,046	\$ 135,260	\$ 84,887	\$ 34,152	\$ 101,252	\$ 84,062	\$ 93,463
MEDICARE	\$ 8,819	\$ 13,185	\$ 5,001	\$ 12,374	\$ 15,611	\$ 16,791	\$ 9,423	\$ 12,142
NON CONTRACTED	\$ -	\$ 690	\$ -	\$ 324	\$ -	\$ 101	\$ -	\$ -
SELF PAY	\$ 25,572	\$ 15,980	\$ 14,618	\$ 21,889	\$ 35,972	\$ 19,122	\$ 23,427	\$ 20,906
WORKERS COMP	\$ 25,235	\$ 26,614	\$ 4,092	\$ 21,054	\$ 6,363	\$ 17,377	\$ 26,057	\$ 12,585
Total	\$ 220,250	\$ 144,515	\$ 158,971	\$ 140,527	\$ 92,099	\$ 154,645	\$ 142,969	\$ 139,096

Financial Class	Jan-24	Feb-24	Mar-24	Apr-24	May-24	TTMT	Monthly Average	Average Cash Per Case
CONTRACTED	\$ 151,147	\$ 43,547	\$ 89,242	\$ 11,334	\$ 221,762	\$ 1,138,154	\$ 94,846	\$ 3,535
MEDICARE	\$ 10,354	\$ 9,486	\$ 5,980	\$ 2,728	\$ 14,606	\$ 127,680	\$ 10,640	\$ 925
NON CONTRACTED	\$ -	\$ -	\$ 344	\$ -	\$ 553	\$ 2,012	\$ 168	N/A
SELF PAY	\$ 26,770	\$ 36,063	\$ 38,562	\$ 105,529	\$ (58,491)	\$ 300,348	\$ 25,029	\$ 17,668
WORKERS COMP	\$ 42,964	\$ 13,528	\$ 10,668	\$ -	\$ 47,681	\$ 228,982	\$ 19,082	\$ 4,490
Total	\$ 231,236	\$ 102,623	\$ 144,795	\$ 119,591	\$ 226,111	\$ 1,797,176	\$ 149,765	\$ 3,404

**Truckee Surgery Center
Top 10 Procedures by Volume
May 2024 EOM Report**



Report Name: Top 10 Procedures by Volume
Report Month: May 2024

Top 10 Procedures by Volume - Current Month

CPT Code	Description	Volume	Charges
41899	Unlisted Procedure Dentoalveolar Structures (6	31	\$ 53,683
29888	Arthrs Aided Ant Cruciate Ligm Rpr/Agmntj/Rcnstj (3	6	\$ 224,910
64483	Njx Aa&/Strd Tfrml Epi Lumbar/Sacral 1 Level (1	5	\$ 27,563
64484	Njx Aa&/Strd Tfrml Epi Lumbar/Sacral Ea Addl (1	5	\$ 27,563
29882	Arthroscopy Knee W/Meniscus Rpr Medial/Lateral (5	4	\$ 66,150
26055	Tendon Sheath Incision (3	4	\$ 30,870
64493	Njx Dx/Ther Agt Pvrt Facet Jt Lmbr/Sac 1 Level (1	4	\$ 22,050
64721	Neuroplasty &/Transpos Median Nrv Carpal Tunne (1	3	\$ 29,768
55250	Vasectomy Uni/Bi Spx W/Postop Semen Exams (3	3	\$ 19,845
20680	Removal Implant Deep (1	2	\$ 22,050

Prior Month

CPT Code	Description	Volume	Charges
41899	Unlisted Procedure Dentoalveolar Structures	22	\$ 57,160
64483	Njx Aa&/Strd Tfrml Epi Lumbar/Sacral 1 Level	9	\$ 49,613
64484	Njx Aa&/Strd Tfrml Epi Lumbar/Sacral Ea Addl	6	\$ 33,075
64493	Njx Dx/Ther Agt Pvrt Facet Jt Lmbr/Sac 1 Level	5	\$ 27,563
29881	Arthrs Kne Surg W/Menisectomy Med/Lat W/Shvg	3	\$ 46,305
20680	Removal Implant Deep	3	\$ 33,075
26055	Tendon Sheath Incision	3	\$ 23,153
29826	Surgical Arthroscopy Sho W/Coracoacrm Ligm Rls	3	\$ 33,075
29827	Surgical Arthroscopy Shoulder W/Rotator Cuff Rpr	2	\$ 55,125
29828	Surgical Arthroscopy Shoulder Biceps Tenodesis	2	\$ 55,125

**Truckee Surgery Center
Top 10 Procedures by Gross Chg
May 2024 EOM Report**



Report Name: Top 10 Procedures by Gross Charges
Report Month: May 2024

Top 10 Procedures by Gross Charges - Current Month

CPT Code	Description	Volume	Charges
29888	Arthrs Aided Ant Cruciate Ligm Rpr/Agmntj/Rcnstj (3	6	\$ 224,910
29882	Arthroscopy Knee W/Meniscus Rpr Medial/Lateral (5	4	\$ 66,150
41899	Unlisted Procedure Dentoalveolar Structures (6	31	\$ 53,683
29875	Arthroscopy Knee Synovectomy Limited Spx (3	2	\$ 33,075
25609	Optx Dstl Radl I	1	\$ 33,075
26055	Tendon Sheath Incision (3	4	\$ 30,870
64721	Neuroplasty &/Transpos Median Nrv Carpal Tunne (1	3	\$ 29,768
64483	Njx Aa&/Strd Tfrml Epi Lumbar/Sacral 1 Level (1	5	\$ 27,563
64484	Njx Aa&/Strd Tfrml Epi Lumbar/Sacral Ea Addl (1	5	\$ 27,563
29827	Surgical Arthroscopy Shoulder W/Rotator Cuff Rpr (3	1	\$ 27,563

Prior Month

CPT Code	Description	Volume	Charges
41899	Unlisted Procedure Dentoalveolar Structures	22	\$ 57,160
29827	Surgical Arthroscopy Shoulder W/Rotator Cuff Rpr	2	\$ 55,125
29828	Surgical Arthroscopy Shoulder Biceps Tenodesis	2	\$ 55,125
64483	Njx Aa&/Strd Tfrml Epi Lumbar/Sacral 1 Level	9	\$ 49,613
29881	Arthrs Kne Surg W/Meniscectomy Med/Lat W/Shvg	3	\$ 46,305
64484	Njx Aa&/Strd Tfrml Epi Lumbar/Sacral Ea Addl	6	\$ 33,075
20680	Removal Implant Deep	3	\$ 33,075
29826	Surgical Arthroscopy Sho W/Coracoacrm Ligm Rls	3	\$ 33,075
29806	Surgical Arthroscopy Shoulder Capsulorrhaphy	1	\$ 28,665
64493	Njx Dx/Ther Agt Pvrt Facet Jt Lmbr/Sac 1 Level	5	\$ 27,563



Administrator Update Q2 2024

Operations & Service Lines

- Volume: January: 36 February: 30 March: 44 Total: 110
 - Ortho:77 Pain:24 Urology:3 Dental:2 GYN:3 Cosmetic: 1
- ENT/Facial Plastics- Cases are on hold until the Plastics office renovation is completed.
- New RCM, Coding, and Transcription agreement with Nimble began 4/1/2024. Everything is going well so far.

Facility and Equipment

- Ongoing issues with HVAC Controls. Plan to pursue updating the system this budget cycle.
- Ongoing issues with Medical Gas and Vacuum system. System has failed multiple times over the last couple of years. Patient safety risk if failure occurs when surgeries are taking place. Recent failure occurred during PT care but did not cause harm .Plan to pursue updating the system this budget cycle.
- Air Handler above patient restroom. Coil failed and froze in January 2024. Parts have been on order since and shipped out 06/03/2024. Expect the repair project to begin by the end of June with a goal to scheduled outside of our normal operating days to avoid OR closure.
- Stryker Tourniquet CER has been submitted.
- Capital requests have been submitted for FY25-3 year plan. No updated on approved items yet.
- Switched Medical Waste/Sharps disposal vendor. Rynocare starts 6/1/2024

Staff/HR

- Rachel Dulco, RN, Per diem, hired to provide pre/post and scrub tech coverage

Truckee Surgery Center, LLC
Statement of Revenue and Expense
For The Nine Months Ended March 31, 2024

	Actual	Budget	Variance
Ordinary Income/Expense			
Income	-		
Patient Revenue	-	-	-
Private Pay	50,250	45,000	5,250
Commercial & Government Payors	1,293,753	1,283,724	10,029
Total Patient Revenue	1,344,002	1,328,724	15,278
Refunds			
Insurance Refund	(2,381)	-	(2,381)
Patient Refund	(13,138)	(4,500)	(8,638)
Total Refunds	(15,518)	(4,500)	(11,018)
Total Income	1,328,959	1,324,224	26,296
Gross Profit	1,328,959	1,324,224	26,296
Expense			
Service Fee	1,450	1,350	(100)
Purchased Services	7,147	38,130	30,983
Bad Debt	4,129	107,627	103,497
Aged AR	226	6,750	6,524
Billing Fee - Other	40,577	45,176	4,599
Total Billing Fee	40,803	51,926	11,124
Collection Agency Reimbursement			
HELP Refund	1,199	1,950	751
Collection Agency Reimbursement - Other	(1,031)	180	1,211
Total Collection Agency Reimbursement	168	2,130	1,962
General Office			
Document Destruction	935	1,050	115
Dues and Subscriptions	6,781	21,600	14,819
Office Supplies	5,179	7,020	1,841
Postage and Delivery	582	765	183
General Office - Other	913	1,200	287
Total General Office	14,389	31,635	17,246
Liability Gen'l, Prof Insurance	4,085	4,086	1
Licenses and Permits	1,767	1,425	(342)
Linen	29,600	36,540	6,940
Medical Supplies Total			
Implants-Tissue Products	12,978	-	(12,978)
Gas Medical	13,091	19,001	5,909
Implants	154,055	181,238	27,182
Instrument Expense	1,953	270	(1,683)
Medical Supplies	114,043	198,046	84,003
Pharmacy	30,118	45,310	15,192
Patient Nutrition	775	2,046	1,272
Medical Supplies Total - Other	-	180	180
Total Medical Supplies Total	327,013	446,090	119,078
Other Expenses			

Bank Charges	700	630	(70)
Cleaning Supplies	50	540	490
Educational	4,784	6,000	1,216
Equipment Rental/Lease	-	-	-
Interest Expense	86	75	(11)
Meals & Entertainment	790	540	(250)
Merchant Fees	6,787	4,500	(2,287)
Travel	1,890	1,800	(90)
Total Other Expenses	15,088	14,085	(1,003)

Payroll Expenses

Voluntary Benefits	1,770	2,025	255
Basic Employee Life AD&D	264	315	51
Health Insurance Total			
Health	100,936	108,525	7,589
Dental	7,354	6,328	(1,026)
Vision	1,108	920	(188)
Health Insurance Total - Other	-	450	450
Total Health Insurance Total	109,398	116,223	6,825

Employee Benefit	5,493	3,375	(2,118)
Payroll Taxes	72,579	86,006	13,427
Retirement Contribution	13,079	13,170	91
Wages	660,264	781,875	121,611
Work Comp	5,248	3,964	(1,284)
Payroll Expenses - Other	3,095	5,175	2,080
Total Payroll Expenses	871,191	1,012,128	140,937

Professional Fees

Consulting	1,500	2,100	600
Pension Fees	945	1,834	889
Transcription Services	3,393	6,644	3,251
Total Professional Fees	5,838	10,577	4,740

Rent & CAM	133,842	135,878	2,037
-----------------------	----------------	----------------	--------------

Repairs

Building/Equipment Repairs	11,918	9,000	(2,918)
Instrument Refurbishing	1,155	1,350	195
Instrument Repairs	-	2,700	2,700
Maintenance-Preventative	29,838	45,000	15,162
Total Repairs	42,911	58,050	15,139

Taxes

Property	23,473	19,125	(4,348)
State	-	5,100	5,100
Taxes- Other	(160)	-	
Total Taxes	23,312	24,225	752

Utilities

Alarm Monitor	850	765	(85)
Cable	623	585	(38)
Gas and Electric	38,455	36,225	(2,230)
Medical Waste	19	-	(19)
Telephone	(2,902)	4,500	7,402
Total Utilities	37,044	42,075	5,031
Depreciation Expense	65,859	65,832	27
Total Expense	1,606,388	2,083,790	458,048.53
Net Ordinary Income	(297,200)	(759,566)	(431,752)
Other Income/Expense			
Other Income			
Other Income	9,859	-	9,859
Interest Income	1,152	45	1,107
Total Other Income	11,008	45	10,963
Other Expense			
Amortization Expense	195,717	195,717	0
Total Other Expense	195,717	195,717	0
Net Other Income	(184,706)	(195,672)	10,966
Net Income	(481,906)	(955,238)	473,332

Truckee Surgery Center, LLC
Balance Sheet
March 31, 2024

	Mar 31, 24	Dec 31, 23
ASSETS		
Current Assets		
Checking/Savings		
US Bank	181,840.34	121,122.56
Bank of the West	0.00	-2,162.61
Petty Cash	300.02	300.02
Total Checking/Savings	182,140.36	119,259.97
Accounts Receivable		
Accounts Receivable		
Allowance for Doubtful Accounts	-75,007.54	-107,470.74
Accounts Receivable - Other	361,126.02	437,274.83
Total Accounts Receivable	286,118.48	329,804.09
Total Accounts Receivable	286,118.48	329,804.09
Other Current Assets		
Other Receivable	7,969.29	8,169.29
Prepaid Expense		
Franchise Tax Prepaid	13,600.00	13,600.00
Preventative Maint	1,441.64	2,935.46
Worker's Comp	1,321.22	2,642.48
Prepaid Expense - Other	2,200.45	3,389.80
Total Prepaid Expense	18,563.31	22,567.74
Total Other Current Assets	26,532.60	30,737.03
Total Current Assets	494,791.44	479,801.09
Fixed Assets		
Computer/Office Equipment	7,051.91	7,051.91
Furniture & Fixtures	14,087.00	14,087.00
Instruments	27,805.38	27,805.38
Leasehold Improvements	1,017,519.04	1,017,519.04
Machinery & Equipment	635,254.67	572,848.16
Surgical & Medical Equipment	231,098.69	231,098.69
Accumulated Depreciation	-793,584.47	-771,640.37
Goodwill	3,914,333.00	3,914,333.00
Accumulated Amortization	-3,457,661.17	-3,392,422.30
Total Fixed Assets	1,595,904.05	1,620,680.51
Other Assets		
Rent Deposit	20,256.00	20,256.00
Total Other Assets	20,256.00	20,256.00
TOTAL ASSETS	2,110,951.49	2,120,737.60
LIABILITIES & EQUITY		
Liabilities		
Current Liabilities		

Accounts Payable		
Accounts Payable	2,053,953.41	1,928,811.96
Total Accounts Payable	<u>2,053,953.41</u>	<u>1,928,811.96</u>
Credit Cards		
BankCard	3,913.89	1,428.98
Total Credit Cards	<u>3,913.89</u>	<u>1,428.98</u>
Other Current Liabilities		
US Bank Equipment Lease	705.32	1,252.35
Due to TFH	1,655,257.17	1,655,257.17
Compensated Absenses	57,048.25	56,486.23
Payroll Liabilities	11,652.26	13,032.77
Pension Payable	0.00	1,785.90
Total Other Current Liabilities	<u>1,724,663.00</u>	<u>1,727,814.42</u>
Total Current Liabilities	<u>3,782,530.30</u>	<u>3,658,055.36</u>
Total Liabilities	<u>3,782,530.30</u>	<u>3,658,055.36</u>
Equity		
Tahoe Forest Hospital		
Tahoe Forest Hospital Equity	2,986,307.79	2,986,307.79
Total Tahoe Forest Hospital	<u>2,986,307.79</u>	<u>2,986,307.79</u>
Truckee Surgery Center Inc		
Truckee Surgery Cntr Inc Equity	604,650.70	604,650.70
Total Truckee Surgery Center Inc	<u>604,650.70</u>	<u>604,650.70</u>
Retained Earnings	-4,780,692.36	-4,780,692.36
Net Income	-481,844.94	-347,583.89
Total Equity	<u>-1,671,578.81</u>	<u>-1,537,317.76</u>
TOTAL LIABILITIES & EQUITY	<u><u>2,110,951.49</u></u>	<u><u>2,120,737.60</u></u>

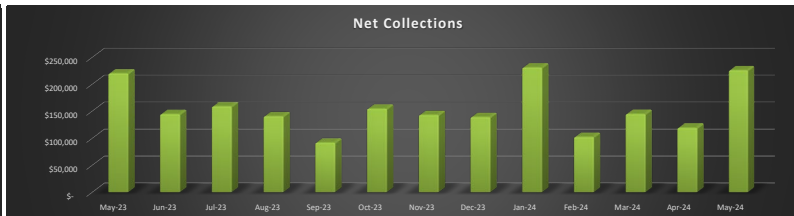
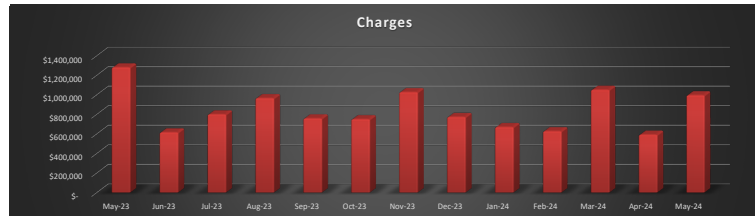
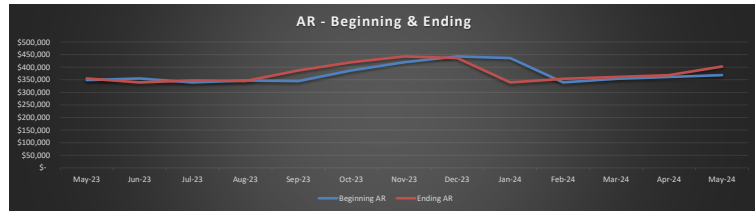
Truckee Surgery Center
Practice Summary
May 2024 EOM Report



Report Name: Practice Summary
Report Month: May 2024

Practice Summary

	May-23	Jun-23	Jul-23	Aug-23	Sep-23	Oct-23	Nov-23	Dec-23	Jan-24	Feb-24	Mar-24	Apr-24	May-24	TTMT
Beginning AR	\$ 348,629	\$ 355,298	\$ 339,517	\$ 347,420	\$ 344,979	\$ 387,294	\$ 419,890	\$ 442,858	\$ 436,395	\$ 339,797	\$ 353,650	\$ 361,126	\$ 368,382	
Charges	\$ 1,281,235	\$ 615,217	\$ 799,867	\$ 965,801	\$ 758,498	\$ 750,346	\$ 1,027,433	\$ 773,432	\$ 669,952	\$ 627,546	\$ 1,051,423	\$ 591,755	\$ 995,504	\$ 9,626,772
Gross Collections	\$ 220,250	\$ 144,515	\$ 164,218	\$ 141,583	\$ 98,647	\$ 154,882	\$ 143,118	\$ 140,589	\$ 231,236	\$ 103,636	\$ 145,078	\$ 119,822	\$ 228,817	\$ 1,816,141
Refunds	\$ -	\$ -	\$ 5,247	\$ 1,056	\$ 6,549	\$ 238	\$ 149	\$ 1,493	\$ -	\$ 1,014	\$ 283	\$ 231	\$ 2,706	\$ 18,965
Net Collections	\$ 220,250	\$ 144,515	\$ 158,971	\$ 140,527	\$ 92,099	\$ 154,645	\$ 142,969	\$ 139,096	\$ 231,236	\$ 102,623	\$ 144,795	\$ 119,591	\$ 226,111	\$ 1,797,176
Credit Adjustments	\$ 1,054,316	\$ 486,484	\$ 632,992	\$ 827,715	\$ 624,085	\$ 563,105	\$ 861,496	\$ 640,800	\$ 535,313	\$ 511,071	\$ 899,151	\$ 464,908	\$ 734,722	\$ 7,781,843
Ending AR	\$ 355,298	\$ 339,517	\$ 347,420	\$ 344,979	\$ 387,294	\$ 419,890	\$ 442,858	\$ 436,395	\$ 339,797	\$ 353,650	\$ 361,126	\$ 368,382	\$ 403,052	
Cases	57	37	39	45	50	51	50	54	36	30	44	39	53	528
CPT Codes	123	80	75	84	82	91	109	87	67	68	99	76	113	1,021
Avg CPT per Case	2.16	2.16	1.92	1.87	1.64	1.78	2.18	1.61	1.86	2.27	2.25	1.95	2.13	1.95
Avg Charge per Case	\$ 22,478	\$ 16,627	\$ 20,509	\$ 21,462	\$ 15,170	\$ 14,713	\$ 20,549	\$ 14,323	\$ 18,610	\$ 20,918	\$ 23,896	\$ 15,173	\$ 18,783	\$ 18,233
3 Mo. Gross Charges/Day	\$ 34,921	\$ 31,871	\$ 29,549	\$ 26,092	\$ 27,562	\$ 27,119	\$ 27,795	\$ 27,958	\$ 27,077	\$ 22,695	\$ 25,742	\$ 24,885	\$ 28,917	\$ 27,280
Days in AR	10.17	10.65	11.76	13.22	14.00	15.48	15.93	15.61	12.55	15.58	14.03	14.80	13.94	
3 Mo. Gross Charges/Day													\$ 25,230	\$ 29,318.68
Days in AR													14.60	13.75
														May 365 Day Average
														\$ 26,375
														15.28



Truckee Surgery Center
Aging by Payer
May 2024 EOM Report



Report Name: Aging by Payer
Report Month: May 2024

Aging by Payer

Financial Class	CURRENT	30 DAYS	60 DAYS	90 DAYS	120 DAYS	150 Days	180 Days	Credit	TOTAL	% Total
CONTRACTED	\$ 75,053	\$ 27,028	\$ 54,396	\$ 13,700	\$ 10,335	\$ 8,863	\$ 73,786	\$ (3,424)	\$ 259,738	64%
MEDICARE	\$ 11,467	\$ 406	\$ -	\$ -	\$ -	\$ -	\$ 1,365	\$ -	\$ 13,239	3%
NON CONTRACTED	\$ -	\$ -	\$ -	\$ -	\$ -	\$ -	\$ -	\$ -	\$ -	0%
SELF PAY	\$ 4,049	\$ 10,141	\$ 7,386	\$ 12,878	\$ 2,179	\$ 7,041	\$ 29,681	\$ (7,623)	\$ 65,733	16%
WORKERS COMP	\$ 16,945	\$ 22,607	\$ 12,526	\$ 6,935	\$ 4,764	\$ -	\$ 566	\$ -	\$ 64,342	16%
Insurance Total	\$ 103,465	\$ 50,041	\$ 66,922	\$ 20,635	\$ 15,099	\$ 8,863	\$ 75,717	\$ (3,424)	\$ 337,319	84%
Patient Total	\$ 4,049	\$ 10,141	\$ 7,386	\$ 12,878	\$ 2,179	\$ 7,041	\$ 29,681	\$ (7,623)	\$ 65,733	16%
Combined Total	\$ 107,514	\$ 60,182	\$ 74,308	\$ 33,514	\$ 17,278	\$ 15,904	\$ 105,399	\$ (11,047)	\$ 403,052	100%
Previous Month Total	\$ 80,687	\$ 146,431	\$ 70,804	\$ 23,735	\$ 17,614	\$ 2,408	\$ 120,139	\$ (93,436)	\$ 368,382	100%

Truckee Surgery Center
TTM Cases by Provider
May 2024 EOM Report



Report Name: TTM Cases by Provider
Report Month: May 2024

TTM Cases by Provider

Physician	Specialty	May-23	Jun-23	Jul-23	Aug-23	Sep-23	Oct-23	Nov-23	Dec-23
Alpert, Ricki A	ANS - Anesthesia	0	0	0	0	0	0	0	0
Bany, Tenille	ANS - Anesthesia	0	0	0	0	0	0	0	0
Condon, David	POD - Podiatry	1	1	0	0	1	0	0	1
Dodd, Jeffrey S	ORT - Orthopaedics	12	9	10	17	10	12	14	14
Gannam, Camille	DEN - Dental	0	0	1	3	2	7	1	0
Ganong, Alison	PAI - Pain Mgmt	13	8	9	4	9	0	5	7
Gustafsson, Matthew H	DEN - Dental	3	1	2	0	0	0	0	0
Haeder, Paul R	ORT - Orthopaedics	0	0	0	0	0	0	0	0
Hagen, Jonathan T	ORT - Orthopaedics	12	8	3	5	7	12	9	12
Jernick, Michael	ORT - Orthopaedics	3	2	3	2	5	4	5	7
Lan, Jie	ANS - Anesthesia	0	0	0	0	0	0	0	0
Luscomb, Thomas A	ANS - Anesthesia	0	0	0	0	0	0	0	0
Naftulin, Brian	URO - Urology	0	0	2	2	3	5	4	4
Ringnes, Andrew P	ORT - Orthopaedics	13	8	9	12	10	6	9	8
Saaremet, Alar	ANS - Anesthesia	0	0	0	0	0	0	0	0
Stanec, John M	ANS - Anesthesia	0	0	0	0	0	0	0	0
Taylor, Peter J	OBG - Obstetrics/Gynecology	0	0	0	0	0	0	0	0
Voss, Justin C	ANS - Anesthesia	0	0	0	0	0	0	0	0
Wainstein, Mark A	URO - Urology	0	0	0	0	2	5	3	1
Ward, Justin T	ANS - Anesthesia	0	0	0	0	0	0	0	0
Watson, Jeffrey B	ENT - Ear Nose Throat	0	0	0	0	1	0	0	0
Zissimos, Anthony	ORT - Orthopaedics	0	0	0	0	0	0	0	0
Total		57	37	39	45	50	51	50	54

Physician	Specialty	Jan-24	Feb-24	Mar-24	Apr-24	May-24	TTMT	Monthly Average
Alpert, Ricki A	ANS - Anesthesia	0	0	0	0	0	0	0
Bany, Tenille	ANS - Anesthesia	0	0	0	0	0	0	0
Condon, David	POD - Podiatry	0	0	0	0	2	5	0
Dodd, Jeffrey S	ORT - Orthopaedics	13	9	13	5	12	138	12
Gannam, Camille	DEN - Dental	0	0	10	1	0	25	2
Ganong, Alison	PAI - Pain Mgmt	14	0	0	12	10	78	7
Gustafsson, Matthew H	DEN - Dental	2	0	0	1	3	9	1
Haeder, Paul R	ORT - Orthopaedics	0	0	0	0	0	0	0
Hagen, Jonathan T	ORT - Orthopaedics	1	7	4	7	9	84	7
Jernick, Michael	ORT - Orthopaedics	2	6	6	3	5	50	4
Lan, Jie	ANS - Anesthesia	0	0	0	0	0	0	0
Luscomb, Thomas A	ANS - Anesthesia	0	0	0	0	0	0	0
Naftulin, Brian	URO - Urology	1	2	0	1	0	24	2
Ringnes, Andrew P	ORT - Orthopaedics	3	3	10	9	9	96	8
Saaremet, Alar	ANS - Anesthesia	0	0	0	0	0	0	0
Stanec, John M	ANS - Anesthesia	0	0	0	0	0	0	0
Taylor, Peter J	OBG - Obstetrics/Gynecology	0	3	0	0	0	3	0
Voss, Justin C	ANS - Anesthesia	0	0	0	0	0	0	0
Wainstein, Mark A	URO - Urology	0	0	0	0	3	14	1
Ward, Justin T	ANS - Anesthesia	0	0	0	0	0	0	0
Watson, Jeffrey B	ENT - Ear Nose Throat	0	0	1	0	0	2	0
Zissimos, Anthony	ORT - Orthopaedics	0	0	0	0	0	0	0
Total		36	30	44	39	53	528	44

Truckee Surgery Center
TTM Charges by Provider
May 2024 EOM Report



Report Name: TTM Charges by Provider
Report Month: May 2024

TTM Charges by Provider

Physician	Specialty	May-23	Jun-23	Jul-23	Aug-23	Sep-23	Oct-23	Nov-23	Dec-23
Alpert, Ricki A	ANS - Anesthesia	\$ -	\$ -	\$ -	\$ -	\$ -	\$ -	\$ -	\$ -
Bany, Tenille	ANS - Anesthesia	\$ -	\$ -	\$ -	\$ -	\$ -	\$ -	\$ -	\$ -
Condon, David	POD - Podiatry	\$ -	\$ 31,097	\$ -	\$ -	\$ 6,825	\$ -	\$ -	\$ 9,371
Dodd, Jeffrey S	ORT - Orthopaedics	\$ 358,409	\$ 106,317	\$ 318,306	\$ 246,248	\$ 110,659	\$ 192,775	\$ 446,163	\$ 125,985
Gannam, Camille	DEN - Dental	\$ -	\$ -	\$ -	\$ 21,000	\$ 10,500	\$ (9,089)	\$ 2,035	\$ -
Ganong, Alison	PAI - Pain Mgmt	\$ 115,500	\$ 91,350	\$ 98,425	\$ 31,500	\$ 95,550	\$ 86,577	\$ 63,000	\$ 87,150
Gustafsson, Matthew H	DEN - Dental	\$ 10,500	\$ 6,675	\$ 14,825	\$ -	\$ -	\$ (12,929)	\$ -	\$ -
Haeder, Paul R	ORT - Orthopaedics	\$ -	\$ -	\$ -	\$ -	\$ -	\$ -	\$ -	\$ -
Hagen, Jonathan T	ORT - Orthopaedics	\$ 377,903	\$ 190,156	\$ 174,078	\$ 187,354	\$ 247,491	\$ 170,409	\$ 255,915	\$ 285,666
Jermick, Michael	ORT - Orthopaedics	\$ 137,539	\$ 34,088	\$ 13,425	\$ 103,218	\$ 116,926	\$ 100,278	\$ 46,883	\$ 78,944
Lan, Jie	ANS - Anesthesia	\$ -	\$ -	\$ -	\$ -	\$ -	\$ -	\$ -	\$ -
Luscomb, Thomas A	ANS - Anesthesia	\$ -	\$ -	\$ -	\$ -	\$ -	\$ -	\$ -	\$ -
Naftulin, Brian	URO - Urology	\$ -	\$ -	\$ 12,600	\$ 12,600	\$ 24,360	\$ 31,500	\$ 25,200	\$ 30,450
Ringnes, Andrew P	ORT - Orthopaedics	\$ 281,385	\$ 155,534	\$ 168,207	\$ 363,881	\$ 123,087	\$ 159,324	\$ 169,338	\$ 149,565
Saaremetts, Alar	ANS - Anesthesia	\$ -	\$ -	\$ -	\$ -	\$ -	\$ -	\$ -	\$ -
Stanec, John M	ANS - Anesthesia	\$ -	\$ -	\$ -	\$ -	\$ -	\$ -	\$ -	\$ -
Taylor, Peter J	OBG - Obstetrics/Gynecology	\$ -	\$ -	\$ -	\$ -	\$ -	\$ -	\$ -	\$ -
Voss, Justin C	ANS - Anesthesia	\$ -	\$ -	\$ -	\$ -	\$ -	\$ -	\$ -	\$ -
Wainstein, Mark A	URO - Urology	\$ -	\$ -	\$ -	\$ -	\$ 12,600	\$ 31,500	\$ 18,900	\$ 6,300
Ward, Justin T	ANS - Anesthesia	\$ -	\$ -	\$ -	\$ -	\$ -	\$ -	\$ -	\$ -
Watson, Jeffrey B	ENT - Ear Nose Throat	\$ -	\$ -	\$ -	\$ -	\$ 10,500	\$ -	\$ -	\$ -
Zissimos, Anthony	ORT - Orthopaedics	\$ -	\$ -	\$ -	\$ -	\$ -	\$ -	\$ -	\$ -
Total		\$ 1,281,235	\$ 615,217	\$ 799,867	\$ 965,801	\$ 758,498	\$ 750,346	\$ 1,027,433	\$ 773,432

Physician	Specialty	Jan-24	Feb-24	Mar-24	Apr-24	May-24	TTMT	Monthly Average	Average Charge Per Case
Alpert, Ricki A	ANS - Anesthesia	\$ -	\$ -	\$ -	\$ -	\$ -	\$ -	-	N/A
Bany, Tenille	ANS - Anesthesia	\$ -	\$ -	\$ -	\$ -	\$ -	\$ -	-	N/A
Condon, David	POD - Podiatry	\$ -	\$ -	\$ -	\$ -	\$ 17,089	\$ 64,382	\$ 5,365	\$ 12,876
Dodd, Jeffrey S	ORT - Orthopaedics	\$ 243,353	\$ 166,875	\$ 219,132	\$ 24,830	\$ 249,468	\$ 2,450,112	\$ 204,176	\$ 17,754
Gannam, Camille	DEN - Dental	\$ -	\$ -	\$ -	\$ 55,125	\$ -	\$ 79,571	\$ 6,631	\$ 3,183
Ganong, Alison	PAI - Pain Mgmt	\$ 131,145	\$ -	\$ 90,636	\$ 130,095	\$ 89,303	\$ 994,730	\$ 82,894	\$ 12,753
Gustafsson, Matthew H	DEN - Dental	\$ 7,548	\$ -	\$ -	\$ 2,035	\$ 53,683	\$ 71,837	\$ 5,986	\$ 7,982
Haeder, Paul R	ORT - Orthopaedics	\$ -	\$ -	\$ -	\$ -	\$ -	\$ -	-	N/A
Hagen, Jonathan T	ORT - Orthopaedics	\$ 46,008	\$ 128,088	\$ 260,789	\$ 212,321	\$ 270,361	\$ 2,428,636	\$ 202,386	\$ 28,912
Jermick, Michael	ORT - Orthopaedics	\$ 110,507	\$ 162,437	\$ 307,275	\$ 37,485	\$ 192,717	\$ 1,304,183	\$ 108,682	\$ 26,084
Lan, Jie	ANS - Anesthesia	\$ -	\$ -	\$ -	\$ -	\$ -	\$ -	-	N/A
Luscomb, Thomas A	ANS - Anesthesia	\$ -	\$ -	\$ -	\$ -	\$ -	\$ -	-	N/A
Naftulin, Brian	URO - Urology	\$ 6,615	\$ 12,128	\$ -	\$ 6,615	\$ -	\$ 162,068	\$ 13,506	\$ 6,753
Ringnes, Andrew P	ORT - Orthopaedics	\$ 124,776	\$ 135,969	\$ 164,340	\$ 123,249	\$ 103,039	\$ 1,940,308	\$ 161,692	\$ 20,212
Saaremetts, Alar	ANS - Anesthesia	\$ -	\$ -	\$ -	\$ -	\$ -	\$ -	-	N/A
Stanec, John M	ANS - Anesthesia	\$ -	\$ -	\$ -	\$ -	\$ -	\$ -	-	N/A
Taylor, Peter J	OBG - Obstetrics/Gynecology	\$ -	\$ 22,050	\$ -	\$ -	\$ -	\$ 22,050	\$ 1,838	\$ 7,350
Voss, Justin C	ANS - Anesthesia	\$ -	\$ -	\$ -	\$ -	\$ -	\$ -	-	N/A
Wainstein, Mark A	URO - Urology	\$ -	\$ -	\$ -	\$ -	\$ 19,845	\$ 89,145	\$ 7,429	\$ 6,368
Ward, Justin T	ANS - Anesthesia	\$ -	\$ -	\$ -	\$ -	\$ -	\$ -	-	N/A
Watson, Jeffrey B	ENT - Ear Nose Throat	\$ -	\$ -	\$ 9,251	\$ -	\$ -	\$ 19,751	\$ 1,646	\$ 9,876
Zissimos, Anthony	ORT - Orthopaedics	\$ -	\$ -	\$ -	\$ -	\$ -	\$ -	-	N/A
Total		\$ 669,952	\$ 627,546	\$ 1,051,423	\$ 591,755	\$ 995,504	\$ 9,626,772	\$ 802,231	\$ 18,233

Truckee Surgery Center
TTM Collections by Provider
May 2024 EOM Report



Report Name: TTM Collections by Provi
Report Month: May 2024

TTM Collections by Provider

Physician	Specialty	May-23	Jun-23	Jul-23	Aug-23	Sep-23	Oct-23	Nov-23	Dec-23
Alpert, Ricki A	ANS - Anesthesia	\$ 811	\$ -	\$ -	\$ -	\$ -	\$ -	\$ -	\$ -
Bany, Tenille	ANS - Anesthesia	\$ -	\$ -	\$ -	\$ 448	\$ 162	\$ -	\$ -	\$ -
Condon, David	POD - Podiatry	\$ 500	\$ 3,601	\$ 3,851	\$ -	\$ -	\$ -	\$ 816	\$ -
Dodd, Jeffrey S	ORT - Orthopaedics	\$ 64,608	\$ 39,346	\$ 26,675	\$ 37,857	\$ 13,352	\$ 47,642	\$ 52,465	\$ 44,568
Gannam, Camille	DEN - Dental	\$ -	\$ -	\$ 231	\$ 2,580	\$ 3,238	\$ 5,859	\$ -	\$ -
Ganong, Alison	PAI - Pain Mgmt	\$ 16,535	\$ 16,471	\$ 11,929	\$ 14,569	\$ 5,243	\$ 13,177	\$ 8,153	\$ 3,538
Gustafsson, Matthew H	DEN - Dental	\$ 2,058	\$ 2,548	\$ 1,624	\$ 1,796	\$ 1,253	\$ 343	\$ 1,555	\$ (670)
Haeder, Paul R	ORT - Orthopaedics	\$ -	\$ -	\$ -	\$ -	\$ -	\$ -	\$ -	\$ -
Hagen, Jonathan T	ORT - Orthopaedics	\$ 44,793	\$ 32,466	\$ 25,473	\$ 32,559	\$ 28,818	\$ 42,172	\$ 34,851	\$ 32,578
Jernick, Michael	ORT - Orthopaedics	\$ 12,057	\$ 21,463	\$ 3,635	\$ 15,940	\$ 3,695	\$ 9,801	\$ 12,131	\$ 23,956
Lan, Jie	ANS - Anesthesia	\$ -	\$ -	\$ -	\$ -	\$ -	\$ -	\$ -	\$ -
Luscomb, Thomas A	ANS - Anesthesia	\$ (687)	\$ -	\$ -	\$ 608	\$ -	\$ -	\$ -	\$ -
Naftulin, Brian	URO - Urology	\$ -	\$ -	\$ 462	\$ 4,246	\$ 4,113	\$ 8,706	\$ 6,656	\$ 9,681
Ringnes, Andrew P	ORT - Orthopaedics	\$ 79,898	\$ 28,434	\$ 84,841	\$ 30,174	\$ 30,604	\$ 23,145	\$ 21,841	\$ 23,162
Saaremts, Alar	ANS - Anesthesia	\$ -	\$ 186	\$ -	\$ -	\$ -	\$ -	\$ -	\$ -
Stanec, John M	ANS - Anesthesia	\$ -	\$ -	\$ -	\$ -	\$ -	\$ -	\$ -	\$ -
Taylor, Peter J	OBG - Obstetrics/Gynecology	\$ -	\$ -	\$ -	\$ -	\$ -	\$ -	\$ -	\$ -
Voss, Justin C	ANS - Anesthesia	\$ (324)	\$ -	\$ -	\$ -	\$ -	\$ -	\$ -	\$ -
Wainstein, Mark A	URO - Urology	\$ -	\$ -	\$ -	\$ -	\$ 1,386	\$ 2,757	\$ 3,077	\$ 2,283
Ward, Justin T	ANS - Anesthesia	\$ -	\$ -	\$ -	\$ -	\$ -	\$ -	\$ -	\$ -
Watson, Jeffrey B	ENT - Ear Nose Throat	\$ -	\$ -	\$ -	\$ -	\$ 234	\$ 1,044	\$ -	\$ -
Zissimos, Anthony	ORT - Orthopaedics	\$ -	\$ -	\$ 250	\$ (250)	\$ -	\$ -	\$ 1,425	\$ -
Total		\$ 220,250	\$ 144,515	\$ 158,971	\$ 140,527	\$ 92,099	\$ 154,645	\$ 142,969	\$ 139,096

Physician	Specialty	Jan-24	Feb-24	Mar-24	Apr-24	May-24	TTMT	Monthly Average	Average Cash Per Case
Alpert, Ricki A	ANS - Anesthesia	\$ -	\$ -	\$ -	\$ -	\$ -	\$ -	-	N/A
Bany, Tenille	ANS - Anesthesia	\$ -	\$ -	\$ -	\$ -	\$ -	\$ 611	51	N/A
Condon, David	POD - Podiatry	\$ 1,974	\$ (37)	\$ -	\$ -	\$ 1,348	\$ 11,553	963	2,311
Dodd, Jeffrey S	ORT - Orthopaedics	\$ 51,343	\$ 26,935	\$ 22,739	\$ 5,384	\$ 69,049	\$ 437,355	36,446	3,169
Gannam, Camille	DEN - Dental	\$ 3,096	\$ 600	\$ -	\$ 1,050	\$ -	\$ 16,654	1,388	666
Ganong, Alison	PAI - Pain Mgmt	\$ 15,995	\$ 6,602	\$ 9,372	\$ 3,943	\$ 17,078	\$ 126,068	10,506	1,616
Gustafsson, Matthew H	DEN - Dental	\$ 6,610	\$ (162)	\$ -	\$ 1,500	\$ 3,755	\$ 20,151	1,679	2,239
Haeder, Paul R	ORT - Orthopaedics	\$ -	\$ -	\$ -	\$ -	\$ -	\$ -	-	N/A
Hagen, Jonathan T	ORT - Orthopaedics	\$ 111,305	\$ 26,648	\$ 33,170	\$ 12,624	\$ 90,694	\$ 503,359	41,947	5,992
Jernick, Michael	ORT - Orthopaedics	\$ 7,122	\$ 28,085	\$ 23,470	\$ 3,390	\$ 72,928	\$ 225,615	18,801	4,512
Lan, Jie	ANS - Anesthesia	\$ -	\$ -	\$ -	\$ -	\$ -	\$ -	-	N/A
Luscomb, Thomas A	ANS - Anesthesia	\$ -	\$ -	\$ -	\$ -	\$ -	\$ 608	51	N/A
Naftulin, Brian	URO - Urology	\$ 557	\$ 1,586	\$ 280	\$ 1,873	\$ 1,328	\$ 39,486	3,291	1,645
Ringnes, Andrew P	ORT - Orthopaedics	\$ 29,878	\$ 13,864	\$ 41,692	\$ 2,576	\$ 49,732	\$ 379,943	31,662	3,958
Saaremts, Alar	ANS - Anesthesia	\$ -	\$ -	\$ -	\$ -	\$ -	\$ 186	16	N/A
Stanec, John M	ANS - Anesthesia	\$ -	\$ -	\$ -	\$ -	\$ -	\$ -	-	N/A
Taylor, Peter J	OBG - Obstetrics/Gynecology	\$ -	\$ 347	\$ 3,385	\$ (231)	\$ 988	\$ 4,488	374	1,496
Voss, Justin C	ANS - Anesthesia	\$ -	\$ -	\$ -	\$ -	\$ -	\$ -	-	N/A
Wainstein, Mark A	URO - Urology	\$ 3,356	\$ -	\$ 1,436	\$ -	\$ 4,431	\$ 18,726	1,560	1,338
Ward, Justin T	ANS - Anesthesia	\$ -	\$ -	\$ -	\$ -	\$ -	\$ -	-	N/A
Watson, Jeffrey B	ENT - Ear Nose Throat	\$ -	\$ -	\$ 9,251	\$ -	\$ -	\$ 10,529	877	5,265
Zissimos, Anthony	ORT - Orthopaedics	\$ -	\$ (1,844)	\$ -	\$ 87,482	\$ (85,218)	\$ 1,844	154	N/A
Total		\$ 231,236	\$ 102,623	\$ 144,795	\$ 119,591	\$ 226,111	\$ 1,797,176	\$ 149,765	\$ 3,404

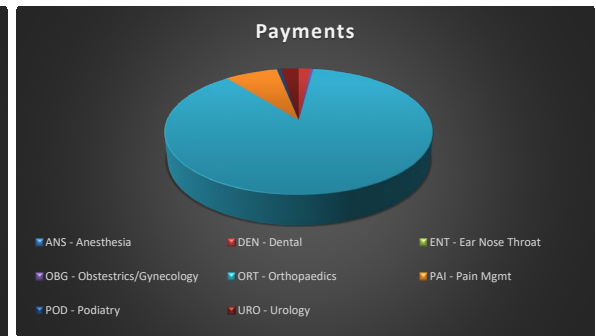
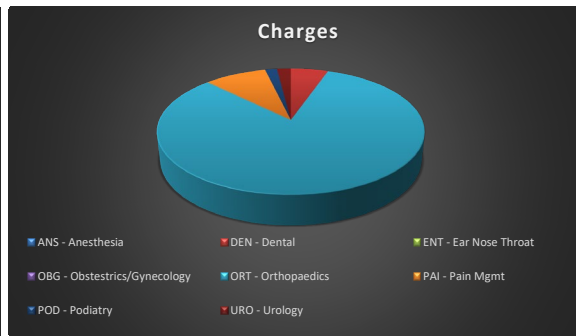
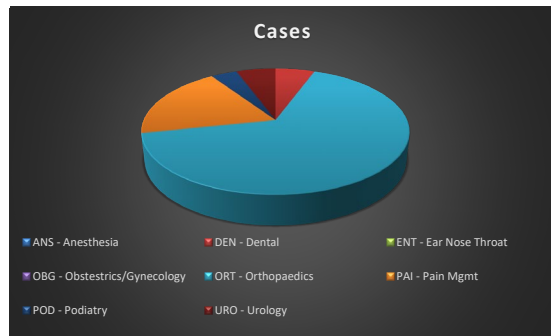
Truckee Surgery Center
Specialty Analysis
May 2024 EOM Report



Report Name: Specialty Analysis
Report Month: May 2024

Specialty Analysis

Specialty	Cases	%	TTMT %	Charges	%	TTMT %	Payments	%	TTMT %
ANS - Anesthesia	0	0%	0%	\$ -	0%	0%	\$ -	0%	0%
DEN - Dental	3	6%	6%	\$ 53,683	5%	2%	\$ 3,755	2%	2%
ENT - Ear Nose Throat	0	0%	0%	\$ -	0%	0%	\$ -	0%	1%
OBG - Obstetrics/Gynecology	0	0%	1%	\$ -	0%	0%	\$ 988	0%	0%
ORT - Orthopaedics	35	66%	70%	\$ 815,584	82%	84%	\$ 197,184	87%	86%
PAI - Pain Mgmt	10	19%	15%	\$ 89,303	9%	10%	\$ 17,078	8%	7%
POD - Podiatry	2	4%	1%	\$ 17,089	2%	1%	\$ 1,348	1%	1%
URO - Urology	3	6%	7%	\$ 19,845	2%	3%	\$ 5,759	3%	3%
Total	53	100%	100%	\$ 995,504	100%	100%	\$ 226,111	100%	100%



Truckee Surgery Center
TTM Cases by Specialty
May 2024 EOM Report



Report Name: TTM Cases by Specialty
Report Month: May 2024

TTM Cases by Specialty

Specialty	May-23	Jun-23	Jul-23	Aug-23	Sep-23	Oct-23	Nov-23	Dec-23
ANS - Anesthesia	0	0	0	0	0	0	0	0
DEN - Dental	3	1	3	3	2	7	1	0
ENT - Ear Nose Throat	0	0	0	0	1	0	0	0
OBG - Obstetrics/Gynecology	0	0	0	0	0	0	0	0
ORT - Orthopaedics	40	27	25	36	32	34	37	41
PAI - Pain Mgmt	13	8	9	4	9	0	5	7
POD - Podiatry	1	1	0	0	1	0	0	1
URO - Urology	0	0	2	2	5	10	7	5
Total	57	37	39	45	50	51	50	54

Specialty	Jan-24	Feb-24	Mar-24	Apr-24	May-24	TTMT	Monthly Average
ANS - Anesthesia	0	0	0	0	0	0	0
DEN - Dental	2	0	10	2	3	34	3
ENT - Ear Nose Throat	0	0	1	0	0	2	0
OBG - Obstetrics/Gynecology	0	3	0	0	0	3	0
ORT - Orthopaedics	19	25	33	24	35	368	31
PAI - Pain Mgmt	14	0	0	12	10	78	7
POD - Podiatry	0	0	0	0	2	5	0
URO - Urology	1	2	0	1	3	38	3
Total	36	30	44	39	53	528	44

Truckee Surgery Center
 TTM Charges by Specialty
 May 2024 EOM Report



Report Name: TTM Charges by Specialty
 Report Month: May 2024

TTM Charges by Specialty

Specialty	May-23	Jun-23	Jul-23	Aug-23	Sep-23	Oct-23	Nov-23	Dec-23
ANS - Anesthesia	\$ -	\$ -	\$ -	\$ -	\$ -	\$ -	\$ -	\$ -
DEN - Dental	\$ 10,500	\$ 6,675	\$ 14,825	\$ 21,000	\$ 10,500	\$ (22,018)	\$ 2,035	\$ -
ENT - Ear Nose Throat	\$ -	\$ -	\$ -	\$ -	\$ 10,500	\$ -	\$ -	\$ -
OBG - Obstetrics/Gynecology	\$ -	\$ -	\$ -	\$ -	\$ -	\$ -	\$ -	\$ -
ORT - Orthopaedics	\$ 1,155,235	\$ 486,095	\$ 674,016	\$ 900,701	\$ 598,163	\$ 622,787	\$ 918,298	\$ 640,160
PAI - Pain Mgmt	\$ 115,500	\$ 91,350	\$ 98,425	\$ 31,500	\$ 95,550	\$ 86,577	\$ 63,000	\$ 87,150
POD - Podiatry	\$ -	\$ 31,097	\$ -	\$ -	\$ 6,825	\$ -	\$ -	\$ 9,371
URO - Urology	\$ -	\$ -	\$ 12,600	\$ 12,600	\$ 36,960	\$ 63,000	\$ 44,100	\$ 36,750
Total	\$ 1,281,235	\$ 615,217	\$ 799,867	\$ 965,801	\$ 758,498	\$ 750,346	\$ 1,027,433	\$ 773,432

Specialty	Jan-24	Feb-24	Mar-24	Apr-24	May-24	TTMT	Monthly Average	Average Charge Per Case
ANS - Anesthesia	\$ -	\$ -	\$ -	\$ -	\$ -	\$ -	-	N/A
DEN - Dental	\$ 7,548	\$ -	\$ -	\$ 57,160	\$ 53,683	\$ 151,408	\$ 12,617	\$ 4,453
ENT - Ear Nose Throat	\$ -	\$ -	\$ 9,251	\$ -	\$ -	\$ 19,751	\$ 1,646	\$ 9,876
OBG - Obstetrics/Gynecology	\$ -	\$ 22,050	\$ -	\$ -	\$ -	\$ 22,050	\$ 1,838	\$ 7,350
ORT - Orthopaedics	\$ 524,644	\$ 593,369	\$ 951,536	\$ 397,885	\$ 815,584	\$ 8,123,239	\$ 676,937	\$ 22,074
PAI - Pain Mgmt	\$ 131,145	\$ -	\$ 90,636	\$ 130,095	\$ 89,303	\$ 994,730	\$ 82,894	\$ 12,753
POD - Podiatry	\$ -	\$ -	\$ -	\$ -	\$ 17,089	\$ 64,382	\$ 5,365	\$ 12,876
URO - Urology	\$ 6,615	\$ 12,128	\$ -	\$ 6,615	\$ 19,845	\$ 251,213	\$ 20,934	\$ 6,611
Total	\$ 669,952	\$ 627,546	\$ 1,051,423	\$ 591,755	\$ 995,504	\$ 9,626,772	\$ 802,231	\$ 18,233

Truckee Surgery Center
TTM Collections by Specialty
May 2024 EOM Report



Report Name: TTM Collections by Speci
Report Month: May 2024

TTM Collections by Specialty

Specialty	May-23	Jun-23	Jul-23	Aug-23	Sep-23	Oct-23	Nov-23	Dec-23
ANS - Anesthesia	\$ (200)	\$ 186	\$ -	\$ 1,057	\$ 162	\$ -	\$ -	\$ -
DEN - Dental	\$ 2,058	\$ 2,548	\$ 1,855	\$ 4,375	\$ 4,491	\$ 6,202	\$ 1,555	\$ (670)
ENT - Ear Nose Throat	\$ -	\$ -	\$ -	\$ -	\$ 234	\$ 1,044	\$ -	\$ -
OBG - Obstetrics/Gynecology	\$ -	\$ -	\$ -	\$ -	\$ -	\$ -	\$ -	\$ -
ORT - Orthopaedics	\$ 201,357	\$ 121,708	\$ 140,875	\$ 116,281	\$ 76,470	\$ 122,759	\$ 122,713	\$ 124,264
PAI - Pain Mgmt	\$ 16,535	\$ 16,471	\$ 11,929	\$ 14,569	\$ 5,243	\$ 13,177	\$ 8,153	\$ 3,538
POD - Podiatry	\$ 500	\$ 3,601	\$ 3,851	\$ -	\$ -	\$ -	\$ 816	\$ -
URO - Urology	\$ -	\$ -	\$ 462	\$ 4,246	\$ 5,499	\$ 11,462	\$ 9,733	\$ 11,964
Total	\$ 220,250	\$ 144,515	\$ 158,971	\$ 140,527	\$ 92,099	\$ 154,645	\$ 142,969	\$ 139,096

Specialty	Jan-24	Feb-24	Mar-24	Apr-24	May-24	TTMT	Monthly Average	Average Cash Per Case
ANS - Anesthesia	\$ -	\$ -	\$ -	\$ -	\$ -	\$ 1,405	117	N/A
DEN - Dental	\$ 9,706	\$ 438	\$ -	\$ 2,550	\$ 3,755	\$ 36,805	3,067	1,082
ENT - Ear Nose Throat	\$ -	\$ -	\$ 9,251	\$ -	\$ -	\$ 10,529	877	5,265
OBG - Obstetrics/Gynecology	\$ -	\$ 347	\$ 3,385	\$ (231)	\$ 988	\$ 4,488	374	1,496
ORT - Orthopaedics	\$ 199,648	\$ 93,688	\$ 121,070	\$ 111,456	\$ 197,184	\$ 1,548,116	129,010	4,207
PAI - Pain Mgmt	\$ 15,995	\$ 6,602	\$ 9,372	\$ 3,943	\$ 17,078	\$ 126,068	10,506	1,616
POD - Podiatry	\$ 1,974	\$ (37)	\$ -	\$ -	\$ 1,348	\$ 11,553	963	2,311
URO - Urology	\$ 3,912	\$ 1,586	\$ 1,715	\$ 1,873	\$ 5,759	\$ 58,212	4,851	1,532
Total	\$ 231,236	\$ 102,623	\$ 144,795	\$ 119,591	\$ 226,111	\$ 1,797,176	\$ 149,765	\$ 3,404

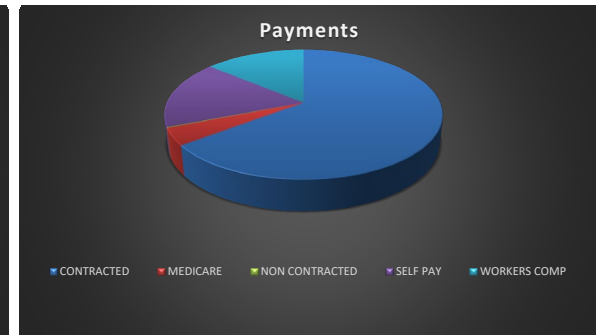
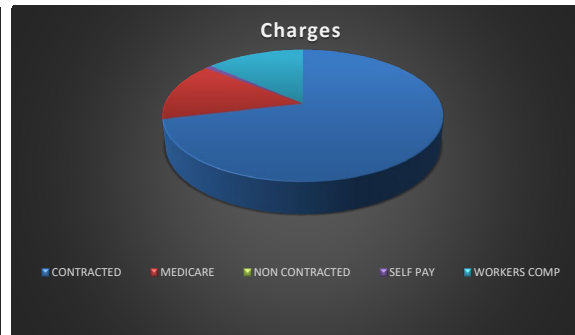
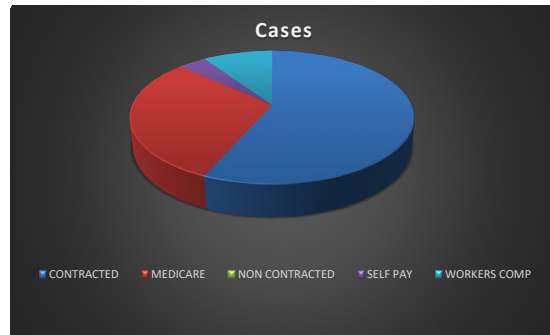
Truckee Surgery Center
Payer Analysis
May 2024 EOM Report



Report Name: Payer Analysis
Report Month: May 2024

Payer Analysis

Financial Class	Cases	%	TTMT%	Charges	%	TTMT %	Payments	%	TTMT %
CONTRACTED	30	57%	61%	\$ 709,173	71%	70%	\$ 221,762	98%	63%
MEDICARE	16	30%	26%	\$ 143,325	14%	17%	\$ 14,606	6%	7%
NON CONTRACTED	0	0%	0%	\$ -	0%	0%	\$ 553	0%	0%
SELF PAY	2	4%	3%	\$ 8,502	1%	1%	\$ (58,491)	-26%	17%
WORKERS COMP	5	9%	10%	\$ 134,504	14%	13%	\$ 47,681	21%	13%
Total	53	100%	100%	\$ 995,504	100%	100%	\$ 226,111	100%	100%



Truckee Surgery Center
 TTM Cases by Payer
 May 2024 EOM Report



Report Name: TTM Cases by Payer
 Report Month: May 2024

TTM Cases by Payer

Financial Class	May-23	Jun-23	Jul-23	Aug-23	Sep-23	Oct-23	Nov-23	Dec-23
CONTRACTED	35	21	24	31	32	30	34	35
MEDICARE	16	11	10	9	14	14	8	13
NON CONTRACTED	0	0	0	0	0	0	0	0
SELF PAY	2	1	1	1	3	1	1	0
WORKERS COMP	4	4	4	4	1	6	7	6
Total	57	37	39	45	50	51	50	54

Financial Class	Jan-24	Feb-24	Mar-24	Apr-24	May-24	TTMT	Monthly Average
CONTRACTED	21	21	24	19	30	322	27
MEDICARE	13	4	12	14	16	138	12
NON CONTRACTED	0	0	0	0	0	0	0
SELF PAY	1	0	4	2	2	17	1
WORKERS COMP	1	5	4	4	5	51	4
Total	36	30	44	39	53	528	44

Truckee Surgery Center
 TTM Charges by Payer
 May 2024 EOM Report



Report Name: TTM Charges by Payer
 Report Month: May 2024

TTM Charges by Payer

Financial Class	May-23	Jun-23	Jul-23	Aug-23	Sep-23	Oct-23	Nov-23	Dec-23
CONTRACTED	\$ 1,088,954	\$ 414,787	\$ 471,180	\$ 717,564	\$ 476,047	\$ 627,379	\$ 634,020	\$ 533,721
MEDICARE	\$ 147,771	\$ 110,250	\$ 138,103	\$ 162,092	\$ 174,825	\$ 159,600	\$ 100,958	\$ 161,175
NON CONTRACTED	\$ -	\$ -	\$ -	\$ -	\$ -	\$ -	\$ -	\$ -
SELF PAY	\$ 3,560	\$ 6,675	\$ 64,171	\$ 5,250	\$ 92,926	\$ (150,222)	\$ 2,035	\$ -
WORKERS COMP	\$ 40,950	\$ 83,505	\$ 126,413	\$ 80,895	\$ 14,700	\$ 113,589	\$ 290,420	\$ 78,536
Total	\$ 1,281,235	\$ 615,217	\$ 799,867	\$ 965,801	\$ 758,498	\$ 750,346	\$ 1,027,433	\$ 773,432

Financial Class	Jan-24	Feb-24	Mar-24	Apr-24	May-24	TTMT	Monthly Average	Average Charge Per Case
CONTRACTED	\$ 525,095	\$ 506,624	\$ 715,647	\$ 363,707	\$ 709,173	\$ 6,694,944	\$ 557,912	\$ 20,792
MEDICARE	\$ 133,476	\$ 42,998	\$ 134,505	\$ 133,403	\$ 143,325	\$ 1,594,709	\$ 132,892	\$ 11,556
NON CONTRACTED	\$ -	\$ -	\$ -	\$ -	\$ -	\$ -	\$ -	N/A
SELF PAY	\$ 2,035	\$ -	\$ 29,793	\$ 2,035	\$ 8,502	\$ 63,201	\$ 5,267	\$ 3,718
WORKERS COMP	\$ 9,345	\$ 77,925	\$ 171,477	\$ 92,610	\$ 134,504	\$ 1,273,918	\$ 106,160	\$ 24,979
Total	\$ 669,952	\$ 627,546	\$ 1,051,423	\$ 591,755	\$ 995,504	\$ 9,626,772	\$ 802,231	\$ 18,233

Truckee Surgery Center
 TTM Collections by Payer
 May 2024 EOM Report



Report Name: TTM Collections by Payer
 Report Month: May 2024

TTM Collections by Payer

Financial Class	May-23	Jun-23	Jul-23	Aug-23	Sep-23	Oct-23	Nov-23	Dec-23
CONTRACTED	\$ 160,624	\$ 88,046	\$ 135,260	\$ 84,887	\$ 34,152	\$ 101,252	\$ 84,062	\$ 93,463
MEDICARE	\$ 8,819	\$ 13,185	\$ 5,001	\$ 12,374	\$ 15,611	\$ 16,791	\$ 9,423	\$ 12,142
NON CONTRACTED	\$ -	\$ 690	\$ -	\$ 324	\$ -	\$ 101	\$ -	\$ -
SELF PAY	\$ 25,572	\$ 15,980	\$ 14,618	\$ 21,889	\$ 35,972	\$ 19,122	\$ 23,427	\$ 20,906
WORKERS COMP	\$ 25,235	\$ 26,614	\$ 4,092	\$ 21,054	\$ 6,363	\$ 17,377	\$ 26,057	\$ 12,585
Total	\$ 220,250	\$ 144,515	\$ 158,971	\$ 140,527	\$ 92,099	\$ 154,645	\$ 142,969	\$ 139,096

Financial Class	Jan-24	Feb-24	Mar-24	Apr-24	May-24	TTMT	Monthly Average	Average Cash Per Case
CONTRACTED	\$ 151,147	\$ 43,547	\$ 89,242	\$ 11,334	\$ 221,762	\$ 1,138,154	\$ 94,846	\$ 3,535
MEDICARE	\$ 10,354	\$ 9,486	\$ 5,980	\$ 2,728	\$ 14,606	\$ 127,680	\$ 10,640	\$ 925
NON CONTRACTED	\$ -	\$ -	\$ 344	\$ -	\$ 553	\$ 2,012	\$ 168	N/A
SELF PAY	\$ 26,770	\$ 36,063	\$ 38,562	\$ 105,529	\$ (58,491)	\$ 300,348	\$ 25,029	\$ 17,668
WORKERS COMP	\$ 42,964	\$ 13,528	\$ 10,668	\$ -	\$ 47,681	\$ 228,982	\$ 19,082	\$ 4,490
Total	\$ 231,236	\$ 102,623	\$ 144,795	\$ 119,591	\$ 226,111	\$ 1,797,176	\$ 149,765	\$ 3,404

**Truckee Surgery Center
Top 10 Procedures by Volume
May 2024 EOM Report**



Report Name: Top 10 Procedures by Volume
Report Month: May 2024

Top 10 Procedures by Volume - Current Month

CPT Code	Description	Volume	Charges
41899	Unlisted Procedure Dentoalveolar Structures (6	31	\$ 53,683
29888	Arthrs Aided Ant Cruciate Ligm Rpr/Agmntj/Rcnstj (3	6	\$ 224,910
64483	Njx Aa&/Strd Tfrml Epi Lumbar/Sacral 1 Level (1	5	\$ 27,563
64484	Njx Aa&/Strd Tfrml Epi Lumbar/Sacral Ea Addl (1	5	\$ 27,563
29882	Arthroscopy Knee W/Meniscus Rpr Medial/Lateral (5	4	\$ 66,150
26055	Tendon Sheath Incision (3	4	\$ 30,870
64493	Njx Dx/Ther Agt Pvrt Facet Jt Lmbr/Sac 1 Level (1	4	\$ 22,050
64721	Neuroplasty &/Transpos Median Nrv Carpal Tunne (1	3	\$ 29,768
55250	Vasectomy Uni/Bi Spx W/Postop Semen Exams (3	3	\$ 19,845
20680	Removal Implant Deep (1	2	\$ 22,050

Prior Month

CPT Code	Description	Volume	Charges
41899	Unlisted Procedure Dentoalveolar Structures	22	\$ 57,160
64483	Njx Aa&/Strd Tfrml Epi Lumbar/Sacral 1 Level	9	\$ 49,613
64484	Njx Aa&/Strd Tfrml Epi Lumbar/Sacral Ea Addl	6	\$ 33,075
64493	Njx Dx/Ther Agt Pvrt Facet Jt Lmbr/Sac 1 Level	5	\$ 27,563
29881	Arthrs Kne Surg W/Menisectomy Med/Lat W/Shvg	3	\$ 46,305
20680	Removal Implant Deep	3	\$ 33,075
26055	Tendon Sheath Incision	3	\$ 23,153
29826	Surgical Arthroscopy Sho W/Coracoacrm Ligm Rls	3	\$ 33,075
29827	Surgical Arthroscopy Shoulder W/Rotator Cuff Rpr	2	\$ 55,125
29828	Surgical Arthroscopy Shoulder Biceps Tenodesis	2	\$ 55,125

**Truckee Surgery Center
Top 10 Procedures by Gross Chg
May 2024 EOM Report**



Report Name: Top 10 Procedures by Gross Charges
Report Month: May 2024

Top 10 Procedures by Gross Charges - Current Month

CPT Code	Description	Volume	Charges
29888	Arthrs Aided Ant Cruciate Ligm Rpr/Agmntj/Rcnstj (3	6	\$ 224,910
29882	Arthroscopy Knee W/Meniscus Rpr Medial/Lateral (5	4	\$ 66,150
41899	Unlisted Procedure Dentoalveolar Structures (6	31	\$ 53,683
29875	Arthroscopy Knee Synovectomy Limited Spx (3	2	\$ 33,075
25609	Optx Dstl Radl I	1	\$ 33,075
26055	Tendon Sheath Incision (3	4	\$ 30,870
64721	Neuroplasty &/Transpos Median Nrv Carpal Tunne (1	3	\$ 29,768
64483	Njx Aa&/Strd Tfrml Epi Lumbar/Sacral 1 Level (1	5	\$ 27,563
64484	Njx Aa&/Strd Tfrml Epi Lumbar/Sacral Ea Addl (1	5	\$ 27,563
29827	Surgical Arthroscopy Shoulder W/Rotator Cuff Rpr (3	1	\$ 27,563

Prior Month

CPT Code	Description	Volume	Charges
41899	Unlisted Procedure Dentoalveolar Structures	22	\$ 57,160
29827	Surgical Arthroscopy Shoulder W/Rotator Cuff Rpr	2	\$ 55,125
29828	Surgical Arthroscopy Shoulder Biceps Tenodesis	2	\$ 55,125
64483	Njx Aa&/Strd Tfrml Epi Lumbar/Sacral 1 Level	9	\$ 49,613
29881	Arthrs Kne Surg W/Meniscectomy Med/Lat W/Shvg	3	\$ 46,305
64484	Njx Aa&/Strd Tfrml Epi Lumbar/Sacral Ea Addl	6	\$ 33,075
20680	Removal Implant Deep	3	\$ 33,075
29826	Surgical Arthroscopy Sho W/Coracoacrm Ligm Rls	3	\$ 33,075
29806	Surgical Arthroscopy Shoulder Capsulorrhaphy	1	\$ 28,665
64493	Njx Dx/Ther Agt Pvrt Facet Jt Lmbr/Sac 1 Level	5	\$ 27,563



Administrator Update Q2 2024

Operations & Service Lines

- Volume: January: 36 February: 30 March: 44 Total: 110
 - Ortho:77 Pain:24 Urology:3 Dental:2 GYN:3 Cosmetic: 1
- ENT/Facial Plastics- Cases are on hold until the Plastics office renovation is completed.
- New RCM, Coding, and Transcription agreement with Nimble began 4/1/2024. Everything is going well so far.

Facility and Equipment

- Ongoing issues with HVAC Controls. Plan to pursue updating the system this budget cycle.
- Ongoing issues with Medical Gas and Vacuum system. System has failed multiple times over the last couple of years. Patient safety risk if failure occurs when surgeries are taking place. Recent failure occurred during PT care but did not cause harm .Plan to pursue updating the system this budget cycle.
- Air Handler above patient restroom. Coil failed and froze in January 2024. Parts have been on order since and shipped out 06/03/2024. Expect the repair project to begin by the end of June with a goal to scheduled outside of our normal operating days to avoid OR closure.
- Stryker Tourniquet CER has been submitted.
- Capital requests have been submitted for FY25-3 year plan. No updated on approved items yet.
- Switched Medical Waste/Sharps disposal vendor. Rynocare starts 6/1/2024

Staff/HR

- Rachel Dulco, RN, Per diem, hired to provide pre/post and scrub tech coverage